

Citation for the published version:

Minniti, D., Saito, R. K., Forster, F., Pignata, G., Ivanov, V. D., Lucas, P., ... Zoccali, M. (2017). The Emergence of the Infrared transient VVV-WIT-06. *Astrophysical Journal Letters*, 849(2), [L23]. DOI: 10.3847/2041-8213/aa9374.

Document Version: Accepted Version

Link to the final published version available at the publisher:

<https://doi.org/10.3847/2041-8213/aa9374>

© 2017 The American Astronomical Society. All rights reserved.

General rights

Copyright© and Moral Rights for the publications made accessible on this site are retained by the individual authors and/or other copyright owners.

Please check the manuscript for details of any other licences that may have been applied and it is a condition of accessing publications that users recognise and abide by the legal requirements associated with these rights. You may not engage in further distribution of the material for any profitmaking activities or any commercial gain. You may freely distribute both the url (<http://uhra.herts.ac.uk/>) and the content of this paper for research or private study, educational, or not-for-profit purposes without prior permission or charge.

Take down policy

If you believe that this document breaches copyright please contact us providing details, any such items will be temporarily removed from the repository pending investigation.

Enquiries

Please contact University of Hertfordshire Research & Scholarly Communications for any enquiries at rsc@herts.ac.uk

THE EMERGENCE OF THE INFRARED TRANSIENT VVV-WIT-06 ^a

D. MINNITI^{1,2,3}, R. K. SAITO⁴, F. FORSTER^{2,5}, G. PIGNATA^{1,2}, V. D. IVANOV⁶, P. W. LUCAS⁷, J. C. BEAMIN^{2,8}, J. BORISSOVA^{2,8}, M. CATELAN^{2,9}, O. A. GONZALEZ¹⁰, M. HEMPEL⁹, E. HSIAO¹¹, R. KURTEV^{2,8}, D. MAJAESS^{12,13}, N. MASETTI^{14,1}, N. I. MORRELL¹⁵, M. M. PHILLIPS¹⁵, J. B. PULLEN^{1,2}, M. REJKUBA⁶, L. SMITH⁷, F. SUROT⁶, E. VALENTI⁶, M. ZOCCALI^{2,9}.

¹Depto. de Cs. Físicas, Facultad de Ciencias Exactas, Universidad Andrés Bello, Av. Fernandez Concha 700, Las Condes, Santiago, Chile.

²Millennium Institute of Astrophysics, Av. Vicuna Mackenna 4860, 782-0436, Santiago, Chile.

³Vatican Observatory, V00120 Vatican City State, Italy.

⁴Departamento de Física, Universidade Federal de Santa Catarina, Trindade 88040-900, Florianópolis, SC, Brazil.

⁵Centro de Modelamiento Matemático, Universidad de Chile, Av. Blanco Encalada 2120 Piso 7, Santiago, Chile.

⁶European Southern Observatory, Karl-Schwarzschild-Str. 2, D-85748 Garching bei Muenchen, Germany.

⁷Centre for Astrophysics Research, University of Hertfordshire, College Lane, Hatfield AL10 9AB, United Kingdom.

⁸Instituto de Física y Astronomía, Universidad de Valparaíso, Ave. Gran Bretana 1111, Valparaíso, Chile.

⁹Instituto de Astrofísica, Pontificia Universidad Católica de Chile, Av. Vicuna Mackenna 4860, 782-0436 Macul, Santiago, Chile.

¹⁰UK Astronomy Technology Centre, Royal Observatory, Blackford Hill, Edinburgh, EH9 3HJ, UK.

¹¹Department of Physics, Florida State University, Tallahassee, FL 32306, USA.

¹²Mount Saint Vincent University, Halifax, Nova Scotia, Canada.

¹³Saint Mary's University, Halifax, Nova Scotia, Canada.

¹⁴INAF - Istituto di Astrofisica Spaziale e Fisica Cosmica di Bologna, via Gobetti 101, 40129 Bologna, Italy.

¹⁵Las Campanas Observatory, Carnegie Observatories, Casilla 601, La Serena.

ABSTRACT

We report the discovery of an enigmatic large-amplitude ($\Delta K_s > 10.5$ mag) transient event in near-IR data obtained by the VISTA Variables in the Via Lactea (VVV) ESO Public Survey. The object (designated VVV-WIT-06) is located at $RA = 17 : 07 : 18.917$, $DEC = -39 : 06 : 26.45$ (J2000), corresponding to Galactic coordinates $l = 347.14539$, $b = 0.88522$. It exhibits a **clear eruption, peaking at $K_s = 9$ mag** during July 2013, and fading to $K_s \sim 16.5$ in 2017. Our late near-IR spectra show post-outburst emission lines, including some broad emission lines (upwards of $FWHM \sim 3000$ km/s). We estimate a total extinction of $A_V = 10 - 15$ mag in the surrounding field, and no progenitor was observed in $ZYJHK_s$ images obtained during 2010-2012 (**down to $K_s > 18.5$ mag**). Subsequent deep near-IR imaging and spectroscopy, in concert with the available multiband photometry, indicate that VVV-WIT-06 may be either: i) the closest Type I SN observed in about 400 years, ii) an exotic high-amplitude nova that would extend the known realm of such objects, or iii) a stellar **merger**. **In all these** cases VVV-WIT-06 is a fascinating and curious astrophysical target under any of the scenarios considered.

Keywords: Galaxy: stellar content — supernovae: individual — novae, cataclysmic variables — binaries: close

1. INTRODUCTION

The variable Universe is one of the next frontiers that holds surprises as new surveys begin to massively explore the time domain. Large variability surveys frequently discover sources that remain unexplained, that are left unpublished, presumably because they fall outside of the main interests of the survey scientists, and because they are notoriously difficult to follow up. It is expected that future databases like LSST (Ivezic et al. 2008) would contain numerous such treasures.

The VISTA Variables in the Via Lactea (VVV) is a variability survey that is observing the inner bulge and southern

^a Based on observations taken within the ESO programmes 179.B-2002 and 298.D-5048, and on observations carried out at the Magellan Telescope at LCO.

disk in the near-IR in order to study the Galactic structure using Cepheid and RR Lyrae variables (Minniti et al. 2010). Saito et al. (2012) describe and characterize the first data release (DR1), and Hempel et al. (2017) describe and characterize the last data release (DR4) of the VVV Survey.

The VVV survey team pays special attention to some of the rare objects that defy classification. The extreme cases (generally high amplitude variables that are not novae, microlensing events, long period variables, MNORs, etc.) are labeled as WIT objects (for What Is This?), that deserve further study. In the past years we have discovered a few of these intriguing objects (Minniti et al. 2012; Dekany, Minniti & Saito 2014; Beamin, Minniti & Saito 2015; Saito et al. 2015, 2016). Here we present a new case of a large amplitude near-IR transient located in the Galactic plane, that we call VVV-WIT-06.

2. VVV SURVEY DATA AND FOLLOW-UP OBSERVATIONS

The VVV survey observations carried out at the ESO 4-meter VISTA Telescope, with the data-reduction provided by the Cambridge Astronomical Survey Unit (CASU, Irwin et al. 2004). An initial set of single-epoch, *ZYJHKs* observations of the entire VVV survey region (540 sq deg) was acquired in 2010, followed up by multi-epoch *Ks*-band observations in 2010-2016. Another single-epoch in *ZYJHKs* was acquired in 2015. The VVV images reach a limiting magnitude of $Ks = 18$ mag (3σ detection in the CASU photometry), with a median seeing of 0.9 arcsec. The coverage of the light curves is random, with no fixed cadence. In particular, VVV field d112 was observed 50 times in *Ks*-band from 29 March 2010 to 27 July 2015, with the complementary colors observed in 25 June 2010 and 27 July 2015. The VVV survey *Ks*-band light curves are regularly inspected searching for Galactic LPVs, microlensing events, novae (Saito et al. 2013), high amplitude variable YSOs (Contreras-Pena et al. 2017), but other rare high amplitude near-IR transients are found, for which this initial inspection does not reveal a clear classification. These objects are followed up in detail, and after discarding image reflections, border effects, blendings, and blemishes, some turn out to be our WIT objects.

VVV-WIT-06 was discovered in the VVV field d112 as a large-amplitude near-IR transient event with a clear eruption peaking in July 2013. The object is a point source coordinates are $RA = 17 : 07 : 18.917$, $DEC = -39 : 06 : 26.45$ (J2000), corresponding to Galactic coordinates $l = 347.14539$, $b = 0.88522$, measured from the *Ks*-band images. The complete VVV photometric data is listed by Minniti & Saito (2017), allowing us to draw the *Ks*-band light curve shown in Figure 1, that reached $Ks \sim 9$ mag. Interestingly, the shape of the light curve at maximum exhibits a double peak, as seen in the near-IR light curves of Type Ia supernovae (Wood-Vasey et al. 2008).

Pre-eruption *ZYJHKs* VVV observations of VVV-WIT-06 obtained during years 2010 (5 epochs, Mar 28 to Jun 25), 2011 (8 epochs, May 09 to Oct 05), and 2012 (6 epochs, Jun 25 to Jul 06) show no detection of the progenitor at the source position. Taking into consideration that the detection limit of individual epochs in the field is of $Ks \sim 18.5$ mag, we initially inferred a total amplitude of $\Delta Ks > 9.5$ mag. When stacking all the good-seeing pre-eruption VVV *Ks*-band images of this field (**19 background subtracted and flux matched images in total were median-combined between years 2010 and 2012 with seeing < 1.1 arcsec, and a median seeing of 0.88 ± 0.11 arcsec**), we reach more than one magnitude deeper. There is still no progenitor detected in this deeper image, from which we conclude that the total amplitude of the eruption is $\Delta Ks > 10.5$ mag. An archival search for earlier data at the position of VVV-WIT-06 using SIMBAD-ADS shows no observable counterpart (within 5 arc sec) in previous images from 2MASS, GLIMPSE, Spitzer, WISE, and MSX.

Post-eruption multi-color images measured on 27 July 2015 (~ 760 days after the observed maximum in July 2013) yield near-IR colors ($J - Ks = 2.146$, $H - Ks = 0.952$, and $J - H = 1.194$). We also obtained deep point spread function (PSF) photometry of this field. The color-magnitude diagram (CMD) shows a typical Galactic plane field, with two main branches: disk main sequence, and red giant stars (Figure 2). Comparing the CMD of a 5×5 sq arcmin field centered on VVV-WIT-06 with the CMD of the whole VVV tile d112 covering 1.5 sq deg shows that the VVV-WIT-06 region is relatively less reddened than the rest of the field. Unfortunately, we have color information for the object only during the 2015 season, two years after the peak magnitude. Figure 2 shows that VVV-WIT-06 has a similar color to the other objects in the surrounding field. In fact, the position in the CMD at this late phase after maximum is typical of a field dwarf star.

We note that the light curve coverage is not continuous. There is a full year gap in the VVV observations, between the last 2012 observation (when VVV-WIT-06 was beyond detection in MJD=56115.05587517), and the first 2013 observations (that show $Ks = 10.0$ mag in MJD= 56473.09881128). Therefore, if the real maximum light occurred just before June 2013, we would have missed it.

The extinction towards the direction of VVV-WIT-06 measured from the VVV survey reddening maps (Gonzalez et al. 2012) is $A_V = 10 - 15$ mag, depending on the reddening law (see Nishiyama et al. 2009). Other available extinction

estimates for the field are $A_V = 10.0$ (Bonifacio et al. 2000) and $A_V = 12.7$ (Schlafly et al. 2011).

We also note that the final post-eruption object is a point source, and no nebulosity (nor any light echoes) was detected in the latter observations out to the present time (April 2017). Proper motions measured with the VVV Infrared Astrometric Catalogue (VIRAC, Smith et al. 2017) are $\mu_{RA} = 10.3 \pm 4.1$ mas/yr, $\mu_{Dec} = -29.3 \pm 3.9$ mas/yr, being the uncertainties significantly larger than those measured for other sources at the same magnitudes. The μ_{Dec} is significant and consistent with the motion of a Galactic disk object, however we have found that some extreme variables can mimic a false proper motion while rising to (or fading from) a maximum in brightness (e.g., VVV-WIT-04, Saito et al. 2015).

There are no published optical observations of this object. The area is being surveyed in I-band since May 2014 by OGLE-IV (Udalski et al. 2015), but nothing has been detected at these coordinates down to $I \simeq 20$ mag (Pietrukowicz, *private communication*).

There were recent (07 March 2017) *JHKs* observations reported by Kuncarayakti et al. (2017) from the PESSTO survey (Smartt et al. 2015), that are consistent with the previous VVV observations. In particular, they show no significant fading or color changes, with $K_s = 16.44$, and $J - K_s = 1.99$. We have also acquired deep follow-up near-IR images with HAWKI at the ESO VLT on 04 April 2017, some 1350 days after eruption. VVV-WIT-06 is detected as a faint isolated point source in these images, without significant fading or color changes ($K_s = 16.20 \pm 0.7$).

In addition, from archival searches around the time of the discovery of VVV-WIT-06 (March-July 2013) we found no transient gamma-ray source in its field and listed in the INTEGRAL¹ (20–200 keV; Mereghetti et al. 2003), Fermi² (10–1000 keV; Bhat et al. 2016) or Swift³ (15–150 keV; Lien et al. 2016) mission databases. Although upper limits on fluences of high-energy transients are difficult to place without the knowledge of proper spectral shape, duration, and exact time of the event, we can obtain values of $\leq 10^{-6}$, $\leq 10^{-7}$, and $\leq 10^{-7}$ erg cm⁻², respectively, from the three above mentioned satellites and the corresponding reported spectral ranges. Likewise, there are no neutrino excess detection from the IceCube experiment at that time (Aartsen et al. 2017), nor from SuperKamiokande (Vagins, *private communication*).

We acquired near-IR spectra with the Folded-Port Infrared Echellette (FIRE) spectrograph (Simcoe, et al. 2010) at the Magellan telescope at Las Campanas Observatory on 06 March 2017, at about 1300 days after explosion. We also obtained optical-infrared spectra with the XSHOOTER spectrograph (D’Odorico, et al. 2006) at the ESO Very Large Telescope of the ESO Paranal Observatory on 04 April 2017, some 1350 days after burst.

The high-quality FIRE and XSHOOTER spectra of VVV-WIT-06 are similar (Figure 3), and we do not detect any evolution between these spectra taken a month apart. There is a clear underlying continuum in both spectra, that becomes bluer after reddening correction. The XSHOOTER spectrum covers $\sim 0.3 - 2.5$ microns, but shows no flux in the optical wavelengths, as expected for a highly reddened object.

The most striking VVV-WIT-06 spectral characteristics are the emission lines. Both spectra show two types of features: some are very strong and broad emission lines ($FWHM \sim 3000$ km/s), others are weak and narrow ($FWHM < 500$ km/s). The former are high excitation coronal lines sometimes seen in novae and SN, like [CoII], [AlIX], [SiVI] and [CaVIII]. A couple of these lines are double peaked ([CaVIII]2.3205, [SiVI]1.9641 μm), possibly indicating a material in a disk or in an expanding shell. The latter group includes lines of the HI Paschen and Brackett series, that are detected but very weak. Instead, the [HeII] lines (at 1.626, 1.4760, 1.4879, and 2.1885 μm) are strong, indicating high nebular temperatures.

The estimated $RV = -90 \pm 20$ km/s from the emission lines in the VVV-WIT-06 spectrum is consistent with the expected velocity of a Galactic object located at a distance $D \sim 7 \pm 2$ kpc.

3. DISCUSSION

One of the initially preferred interpretations was that VVV-WIT-06 was the closest Type I SN, that is located in a nearby galaxy hidden by dust. The light curve slopes after maximum resemble the radioactive decay of a Type Ia (thermonuclear SN) or a type Ibc SN (Core Collapse event). The best match with the observed IR light curves of other SN (e.g. Wood-Vasey et al. 2008) is with Type Ia and Type Ibc. Also subluminal SN Type Ia would give a reasonable fit, but there is less IR photometry than for SN Type Ibc. However, late evolution departs from the characteristic power-law radioactive decay, because the brightness remains nearly constant during 2016 and 2017, indicating an additional energy source.

¹ <http://www.isdc.unige.ch/integral/science/grb>

² <https://heasarc.gsfc.nasa.gov/W3Browse/fermi/fermigbrst.html>

³ <http://www.grbcatalog.org/>

Several NIR lines trace the distribution of radioactive elements powering the light curve of Type I SN (e.g. [CoII], [PVI] lines). Unfortunately, there are no near-IR spectra of SN Type I observed so late after explosion that we can use to make a quantitative comparison with our late spectra of VVV-WIT-06. However, some of the emission lines seen in the VVV-WIT-06 spectrum are also seen in Type I SN spectra ([CoII], [MgI], [FeII]).

Using the extinction estimate $A_V = 10 - 15$ mag, we can compute the distance, assuming that VVV-WIT-06 is a Type I SN. Using a range of A_K between 1.3 and 1.9 and a range of peak absolute magnitudes between -17 to -19 (which would be true for both Type Ia and Type Ib) we get a distance range between 0.7 and 2.2 Mpc, always outside the Milky Way. This rather uncertain distance places the potential SN in the outer Galactic halo or in an unknown nearby galaxy. However, the survey of McClure-Griffiths et al. (2005) shows no evidence for strong additional HI emission in that direction.

This Type I SN interpretation would explain the shape of the light curve, the maximum brightness that implies a distance between $D = 0.7 - 2$ Mpc, the absence of progenitor, and the lack of gamma rays and neutrino detection (the latter only for the Type Ia case). The distance range depends on the peak SN brightness in the near-IR and the total foreground extinction. **However, the problems with this interpretation are the low probability (< 1%) that the host galaxy would align within less than a degree from the Galactic plane,** and that the light curve at later times requires an additional energy source to remain nearly constant, and that the measured kinematics (radial velocity and proper motions) favor a Galactic object.

This possibility is important because, if confirmed, VVV-WIT-06 would be the nearest Type I SN observed in 400 years. The peak apparent magnitude of VVV-WIT-06 was about 3 mag brighter than SN2011fe at maximum in the K band (Matheson, et al. 2012). **Given the low expected rate of Galactic SNIa (e.g. Branch et al. 1995; Della Valle & Livio 1996),** this would probably be a unique object in a lifetime, that has been followed up for a few years after explosion, monitoring the low luminosity decay slope. Also, if this is a Galactic supernova, the fact that VVV-WIT-06 was undetected in the optical reinforces the theory that even though SN are rather frequent in the Milky Way (rate 1/50 - 100 yr), they have not been observed because of dust extinction.

However, we stress that against this possibility are the observed peak brightness that does not reach typical supernovae Type I absolute luminosities, and the rather flat evolution of the light curve at late times (after ~ 1000 days), that would require an additional energy source (like dust production or a light echo).

Another possibility to consider is a Galactic core collapse SN of Type II. This interpretation is less likely because the spectrum is very different from the late spectrum of the atypical SN1987A at T+1350 days from Fasia, Meikle & Spyromilio (2002), and also because the observed light curve has different timescale and shape from SN Type II. The lack of progenitor is also a big problem, because we can place stringent limits to the progenitor magnitude: $M_K > 3.8$ mag for reasonable distances within the Milky Way $1 < D < 18$ kpc. Also, neutrinos should be detected in Galactic core collapse supernovae, and there were no excess neutrinos reported.

The possibility of a Galactic Nova was also considered (Figure 1), since there are a few examples of novae exhibiting large amplitude light curves (e.g., U Sco - Pagnotta, et al. 2015, V1500 Cyg - Ferland 1977). The main problems here are the shape of light curve, with a decline slope that is not typical of classical novae nor of slow novae (e.g. Hachisu & Kato 2006, 2014), and the lack of progenitor down to very faint magnitudes (Figure 1). The narrow emission lines of the HI Paschen and Brackett series are very weak in VVV-WIT-06. However, in view of the spectrum that shows some other emission lines common in novae at late times, this scenario is quite likely. Indeed, the zoo of novae includes some extreme objects. The spectrum resembles the late spectrum of some novae, that sometimes also exhibit broad near-IR coronal lines (Greenhouse et al. 1990) and/or HeII emission lines, like fast He/N novae (Banerjee & Ashok 2013), or very slow novae (Rudy et al. 2002). Also, some novae like the C-type nova V2491 Cyg exhibit a double peak structure in the optical light curve (Strope, et al. 2010). Assuming a nova, the distance depends on the extinction and color correction and on the nova type. Comparing to the optical light curves of USco and V1500 Cyg corrected to the near-IR and also for extinction, the distance estimates range from about 1 to 10 kpc. Smaller distances are unlikely because of the absence of a progenitor.

This object lies in an interesting region in the classical transients diagram of Kulkarni (2013, Fig. 3), beyond the classical novae. If VVV-WIT-06 turns out to be a nova, this will expand considerably the realm of this kind of transients, overlapping the location of supernovae in the amplitude-timescale diagram.⁴

There are also rare high amplitude IR transients observed in nearby galaxies, called SPRITEs (Kasliwal et al. 2017). These appear to be intermediate between Novae and SN. Even though the shape of the light curve of VVV-WIT-06

⁴ The Kulkarni (2013, Fig. 3) diagram was made in the optical, and it has to be updated to the near-IR, where many obscured transients are detected that are not seen optically, as it is the case of VVV-WIT-06.

is inconsistent with these extra-galactic SPRITEs, if it is a SPRITE it would be the first such Galactic candidate, an excellent opportunity to learn about these objects in detail.

Finally, we might be witnessing a stellar merger, which may not be an uncommon event in the Milky Way (Kochanek et al. 2014). OGLE-2002-BLG-360 and V1309 Sco are examples of two well studied cases with high quality long term light curves observed by OGLE (Tyndea et al. 2011, 2013), where the eruption appears to be the result of the final merger of a contact binary star after common envelope phase. The final product is a stellar source with a slowly declining brightness. In the case of VVV-WIT-06, the progenitor was very faint with $K_s > 19.5$, undetected in the optical and near-IR, arguing for a low mass contact binary. Indeed, adopting $A_{K_s} \sim 1.5$ and a typical distance of $D \sim 7$ kpc, yields a progenitor with $M_K > 3.8$, corresponding to a very low mass contact binary. In addition, the late position of VVV-WIT-06 in the CMD (Figure 2) is typical of a field dwarf star, and would also be consistent with the interpretation of a stellar merger.

4. CONCLUSIONS

We presented the case of VVV-WIT-06, an extreme near-IR transient event in the Galactic plane. The object is located in a very reddened field, with $A_V = 10 - 15$ mag depending on the shape of the reddening law. We consider various possibilities for VVV-WIT-06, arguing that this could be a nearby SN type I, a peculiar nova, or a stellar merger. While we cannot fully discard any of these possibilities, all of these scenarios are interesting in their own.

Regarding the distance estimated for the SN scenario, based on assuming about 2 mag of extinction in K_s , and $M_K = -18$ absolute mag at peak, which is typical for both SN Type Ia and Type Ib, we obtain $D = 0.7$ to 2.2 Mpc. Alternatively, there is still the possibility of a Galactic SN if its maximum was reached before the 2013 VVV campaign. If this is a true SN, it would be the closest SN type I in about 400 years, and it might also pinpoint the location of a new nearby galaxy hidden by dust.

Concerning the nova scenario, this is a good option because it is supported by the late time spectra. In this case, VVV-WIT-06 would be an uncommon He/N nova, that would expand the realm of novae in the Kulkarni (2013) diagram of peak luminosity *vs* characteristic timescale for explosive events.

Considering the stellar merger possibility, VVV-WIT-06 would be one of the few well observed cases. Its follow-up study is important for the long timescale prediction of the star formation and fate of the Milky Way at the end of the stelliferous era (Adams & Laughlin 1997).

REFERENCES

- Aartsen, M. G., et al. 2017, in press (arXiv:1609.04981)
 Adams, F. C., & Laughlin, G. 1997, *Rev. Mod. Phys.*, 69, 337
 Bhat, P.N., Meegan, C.A., von Kienlin, A., et al. 2016, *ApJS*, 223, 28
 Banerjee, D. P. K., & Ashok, M. N. 2013, *Bull. Astr. Soc. India* (arXiv:1306.0343)
 Beamin, J. C., Minniti, D., & Saito, R. K., 2015, *The Astronomers Telegram*, #8244
 Bonifacio, P., Monai, S., & Beers, T. C., 2000, *ApJ*, 120, 2065
 Branch, D., Livio, M., Yungelson, et al., 1995, *PASP*, 107, 1019
 Contreras-Pena, C., et al. 2017, *MNRAS*, 465, 3011 (arXiv:1602.06267)
 Dekany, I., Minniti, D., & Saito, R. K., 2014, *The Astronomers Telegram*, #5954
 Della Valle, M., & Livio, M. 1996, *ApJ*, 473, 240
 D’Odorico, S., et al., 2006, *Proc. SPIE*, 6269, 98
 Drew, J. E., et al., 2014, *MNRAS*, 440, 2036
 Emerson, J., & Sutherland, W. 2010, *The Messenger*, 139, 2
 Fassia, A., Meikle, W. P. S., & Spyromilio, J. 2002, *MNRAS*, 332, 296
 Ferland, G. J., 1977, *ApJ*, 215, 873
 Gonzalez, O. A., Rejkuba, M., Zoccali, M., et al. 2012, *A&A*, 543, A13
 Greenhouse, M. A., et al., 1990, *ApJ*, 352, 307
 Hachisu, I., & Kato, M., 2015, *ApJ*, 798, 76 (arXiv:1410.7888)
 Hachisu, I., & Kato, M., 2006, *ApJS*, 167, 59
 Hempel, M., et al. 2017, *A&A*, submitted
 Irwin, M., et al., 2004, *Proc SPIE*, 5493, 411
 Ivezić, Z., Tyson, J. A., Abel, B., et al., 2008, arXiv:0805.2366
 Kasliwal, M. M., et al. 2017, *ApJ*, in press (arXiv:1701.01151)
 Kochanek, C. S., Adams, S. M., & Belczynski 2014, *MNRAS*, 443, 1319
 Kulkarni, S., R., 2013, in *IAU Symp. 285 on Cosmic Explosions* (Oxford 2011), (arXiv:1202.2381)
 Kuncarayakti, H., et al. 2017, *The Astronomers Telegram*, #10163
 Lien, A., Sakamoto, T., Barthelmy, S.D., et al. 2016, *ApJ*, 829, 7
 Matheson, T.; Joyce, R. R.; Allen, L. E., et al., 2012, *ApJ*, 754, 19
 McClure-Griffiths, N. M., et al. 2005, *ApJS*, 158, 178
 Mereghetti, S., Götz, D., Borkowski, J., et al., 2003, *A&A*, 411, L291
 Minniti, D., & Saito, R. K., 2017, *The Astronomers Telegram*, #10140
 Minniti, D., Lucas, P. W., Emerson, J. P., et al. 2010, *New A*, 15, 433
 Minniti, D., et al, 2012, *The Astronomers Telegram*, #4041
 Nishiyama, S., Tamura, M., Hatano, H., et al. 2009, *ApJ*, 696, 1407
 Pagnotta, A., et al. 2015, *ApJ*, 811, 32
 Rudy, R. J., et al. 2002, *ApJ*, 573, 794

Saito, R. K., Hempel, M., Minniti, D., et al. 2012, *A&A*, 537, A107
 Saito, R. K., et al. 2013, *A&A*, 554, 123
 Saito, R. K., et al., 2015, *The Astronomers Telegram*, #8456
 Saito, R. K., Minniti, D., Catelan, et al., 2016, *The Astronomers Telegram*, #8869
 Schlafly, E., et al. 2011, *ApJ*, 737, 103
 Srivastava, M. K., Ashok, N. M., Banerjee, D. P. K., & Sand, D., 2015, *MNRAS*, 454, 1297

Simcoe, R. A., Burgasser, A. J., & Bochanski, J. J. et al. 2010, *Proc. SPIE*, 7735, 38
 Smartt, M., et al. 2015, *A&A*, 579, 40
 Smith, L. C., Lucas, P. W., Kurtev, R., et al. 2017, *MNRAS*, submitted
 Stroe, R. J., Schaefer, B. E., & Henden, A. A., 2010, *AJ*, 140, 34
 Tylenda, R., et al. 2011, *A&A*, 528, A114
 Tylenda, R., et al. 2012, *A&A*, 555, A16
 Udalski, A., et al. 2015, *Acta Astronomica*, 65, 1
 Wood-Vasey, W. M., et al. 2008, *ApJ*, 689, 377

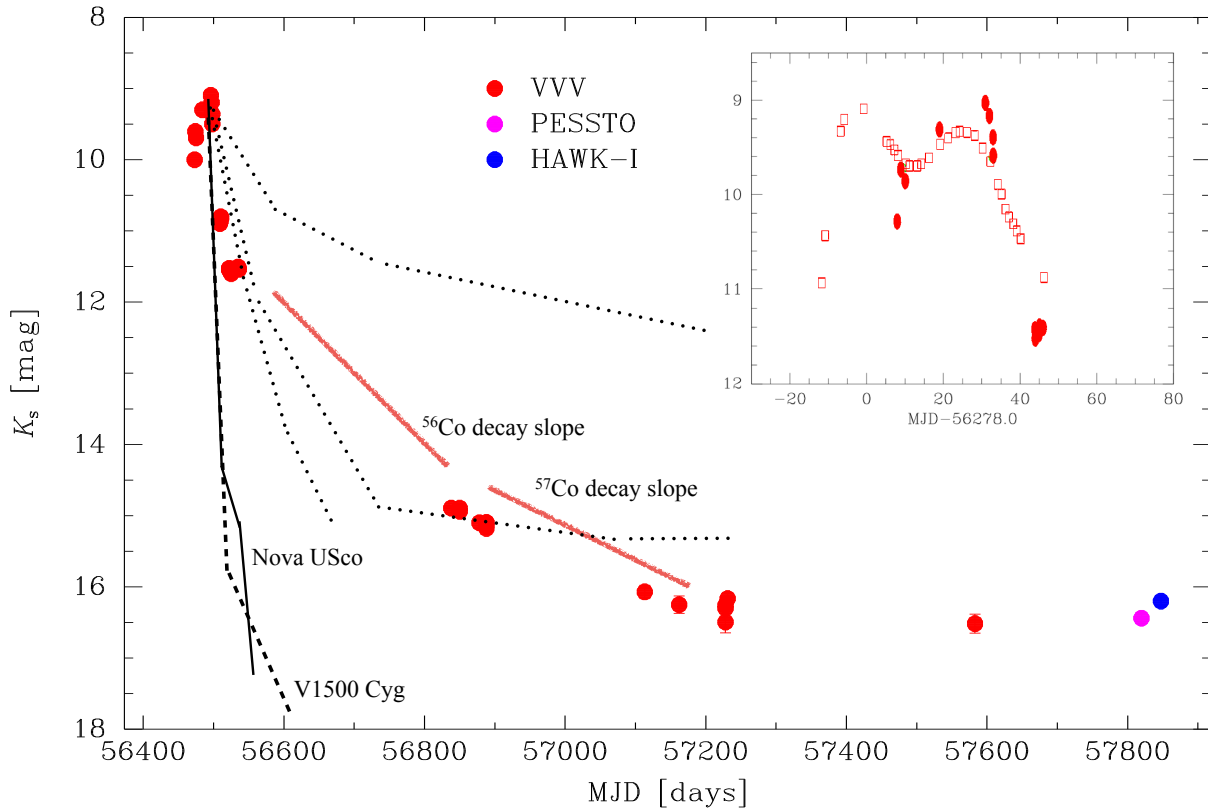


Figure 1. VVV-WIT-06 K_s -band light curve based on VVV data (red circles), compared with the light curves of novae USco and V1500Cyg (with scaled optical photometry – solid and dashed lines), with classical novae observed by the VVV in the near-IR (dotted lines – Saito et al. 2013), and with the typical SN decay slopes for ^{56}Co ($\sim 1\text{mag}/100d$), and ^{57}Co ($\sim 0.5\text{mag}/100d$). The insert shows the expanded peak region, compared with a double peaked SNIa (light squares). During the 2010-2012 seasons VVV-WIT-06 is fainter than $K_s \sim 19$ mag, so the epochs are not shown. On June 2013 the object is first detected at $K_s = 10.0$ mag reaching $K_s = 9.0$ on July 22 2013 (MJD 56496). Since then the object fades steadily, reaching $K_s \sim 17.0$ in 2017. The list of VVV K_s measurements and dates is given in Minniti & Saito (2017). The purple point is from the ESO PESSTO Survey (Kuncharayakti et al. 2017), and the blue point from our VLT+HAWKI follow up observations. For the brightest magnitudes ($K_s > 11.5$) the CASU photometry is based on the non-saturated PSF wings.

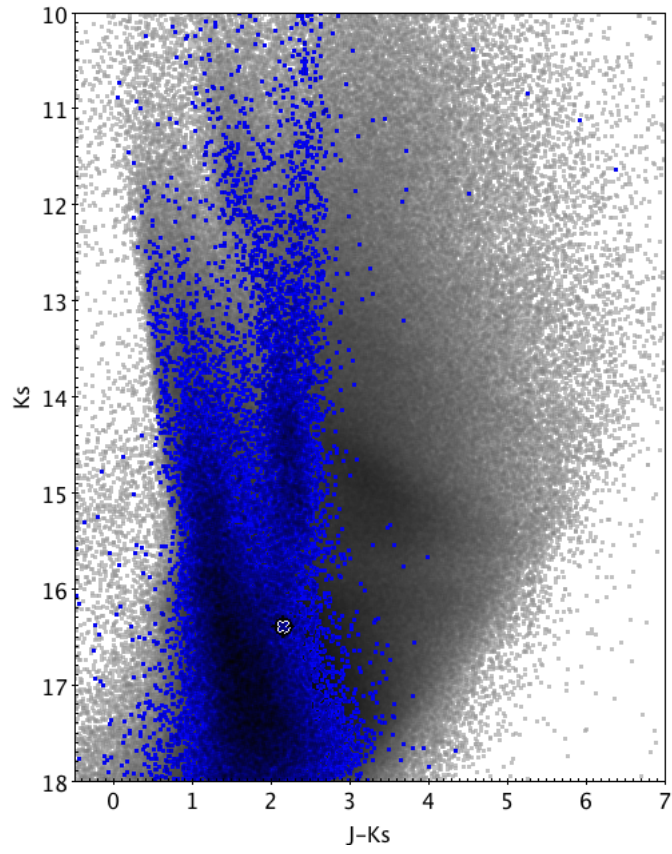


Figure 2. CMD of a 5×5 arc min region (blue stars) centered on VVV-WIT-06 (black cross). The PSF photometry for whole VVV tile d112 covering 1.6 sq deg gives 1.7 million stars, that are also shown in grey color as a Hess density diagram.

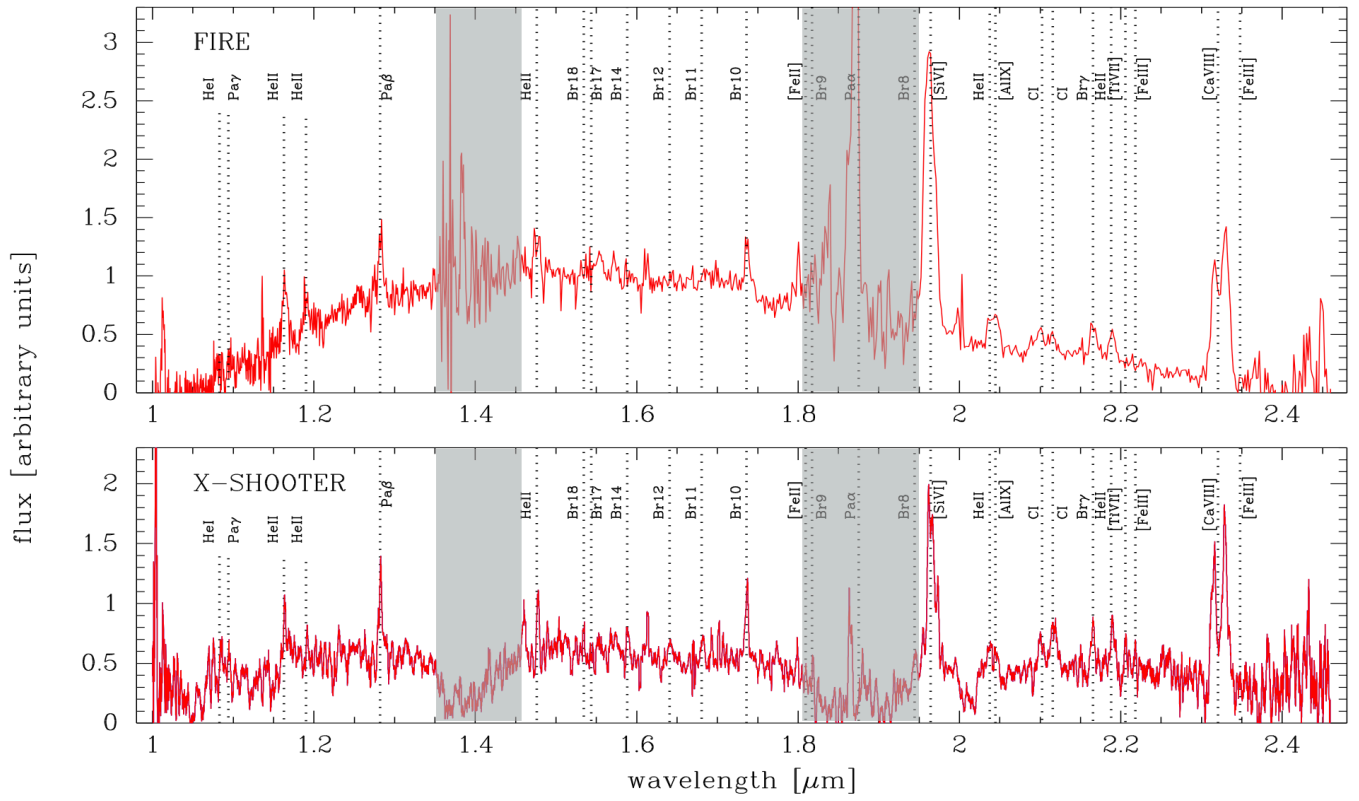


Figure 3. Top: Magellan FIRE spectrum of VVV-WIT-06 taken 1300 days after peak brightness. Bottom: VLT XSHOOTER spectrum of this object taken 1350 days after peak brightness. The most prominent spectral features are labelled, and the inter-band regions badly affected by the atmosphere are shaded.