

Manuscript submitted to Tetrahedron Letters, 22<sup>nd</sup> February 2002

**A convenient synthesis of 3-methyleneoxindoles: cytotoxic metabolites of indole-3-acetic acids.**

Sharon Rossiter\*

Gray Cancer Institute, PO Box 100, Mount Vernon Hospital, Northwood, Middlesex,  
United Kingdom

Pages: 12

References: 16

Tables: 1

Schemes: 3

---

\*Telephone: +44 1923 828611, Fax. +44 1923 835210. Email: [rossiter@gci.ac.uk](mailto:rossiter@gci.ac.uk)

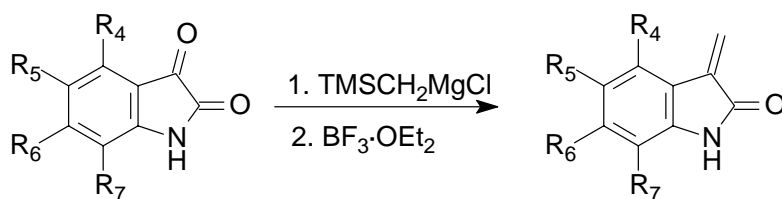
Graphical Abstract

**A convenient synthesis of 3-methyleneoxindoles:  
cytotoxic metabolites of indole-3-acetic acids**

Sharon Rossiter

*Gray Cancer Institute, PO Box 100*

*Mount Vernon Hospital, Northwood, HA6 2JR, UK*



## Abstract

3-Methyleneoxindole is a cytotoxic metabolite of indole-3-acetic acid with potential for use in cancer therapy. This species and ring-substituted analogues are conveniently synthesised from the corresponding isatins *via* a Peterson olefination.

## Keywords

Peterson olefination, 3-methyleneoxindole, isatin

## Introduction

3-Methyleneoxindole **2** is a product of plant peroxidase oxidation of the naturally-occurring auxin indole-3-acetic acid, IAA **1** (Scheme 1).<sup>1,2,3</sup> This interesting species does not appear to have any auxin or anti-auxin properties,<sup>4,5</sup> but has been shown to be toxic to bacteria.<sup>6</sup> More recent studies have shown that oxidation of IAA with horseradish peroxidase generates a species believed to be **2** that exhibits toxicity to mammalian cells and causes damage to plasmid DNA;<sup>7</sup> therefore IAA, which is non-toxic, is potentially useful as a prodrug for enzyme targeted cancer therapy.<sup>7,8</sup> Our recent studies on the oxidation of substituted IAAs<sup>8</sup> have led to a number of questions about the mechanism of toxicity and the nature of the cytotoxic species in each case, and so we required pure samples of **2** and substituted analogues for further study.

The previous literature synthesis of **2** involves the NBS bromination and oxidation of the parent IAA to give 3-bromooxindole-3-acetic acid, followed by aqueous or base-catalysed elimination to give **2**.<sup>9</sup> However, it is reported that **2** was only isolated at *ca.* 90% purity and is unstable in solutions above  $10^{-4}$  M, hindering further

purification.<sup>9</sup> In our hands this synthesis proved to be unreliable for the generation of high-quality samples of **2**.

Kornet attempted to make a number of related 3-methyleneoxindole precursors with a view to generating **2** by elimination under cellular conditions, but did not observe any cytotoxicity.<sup>10</sup> Other synthetic routes to this simple but interesting heterocycle do not appear to have been explored. Although other 3-alkylideneoxindoles have been synthesised by various methods, e.g. *via* a Wittig reaction of isatin<sup>11</sup> or condensation of an aldehyde with oxindole,<sup>12</sup> none of these routes appears to have been used for the synthesis of **2**, and in many cases the reaction conditions or the product purification methods would seem to rule out their suitability. Our preliminary investigation of the Wittig reaction between a methylenephosphorane and isatin under mild conditions was not successful.

We report a simple synthesis that gives 3-methyleneoxindole at high purity and is easily adaptable for the synthesis of analogues corresponding to the oxidation products of substituted indole-3-acetic acids.

## Results and discussion

The chosen two step route utilises the versatile Peterson olefination of ketones *via* a  $\beta$ -silyl alcohol intermediate.<sup>13</sup> Reaction of isatin **3** with a trimethylsilylmethyl Grignard reagent gives the  $\beta$ -silyl alcohol **4**. This is moderately stable (although aqueous workup should be avoided), and can be purified immediately by flash column chromatography. Pure 3-methyleneoxindole is then conveniently obtained by stirring **4** at  $-78^{\circ}\text{C}$  to  $0^{\circ}\text{C}$  with boron trifluoride (diethyl etherate complex) (Scheme 2). With careful workup, the product can be isolated in low to moderate yields at >99% purity (HPLC).

A number of analogues with electron-donating or electron-withdrawing groups were also synthesised (Table 1). Isatins that were not commercially available were synthesised from the corresponding oxindole **5** using an adaptation of Kraynack's method.<sup>14</sup> The 3,3-dibromooxindole **6** was obtained in almost quantitative yields by heating with copper (II) bromide,<sup>15</sup> which we found to be more convenient than the use of pyridinium bromide perbromide, avoiding unwanted bromination in the benzenoid ring. The dibromooxindole was then heated in aqueous methanol to give the substituted isatin **7** (Scheme 3).

## Methods

### *General procedure for the preparation of 3-hydroxy-3-(trimethylsilylmethyl)oxindoles*

The isatin (2 - 5 mmol) was suspended in dry diethyl ether (20 mL) and cooled to -78°C. (Trimethylsilylmethyl)magnesium chloride (2 equivalents of a 1 M solution in diethyl ether) was added, with stirring. The mixture was stirred at -78°C for 15 minutes, then allowed to warm to room temperature with stirring for a further 18 hours. The reaction was quenched with methanol, and then the entire reaction mixture was concentrated *in vacuo* to give a red-brown solid. Purification by flash column chromatography (1:1 hexanes : ethyl acetate) gave the 3-hydroxy-3-(trimethylsilylmethyl)oxindole as a white or cream powder.

### *General procedure for the synthesis of 3-methyleneoxindoles*

The 3-hydroxy-3-(trimethylsilylmethyl)oxindole (0.5 - 1 mmol) in dichloromethane (20 mL) was cooled to -78°C, and boron trifluoride diethyl etherate (3 - 5 equivalents) was added, with stirring. The mixture was stirred at -78°C for 2 hours,

and then at 0°C for a further 1 hour. The mixture was poured into sat. NaHCO<sub>3</sub>, extracted with ether (2 x 100 mL), the organic layers washed with NaHCO<sub>3</sub> once more, dried over MgSO<sub>4</sub> and the solvent evaporated to give the pure 3-methyleneoxindole (97-100% purity by HPLC) as a yellow powder.

Our ability to synthesise a number of substituted 3-methyleneoxindoles at such high purity shows a significant advantage over the previous method.<sup>9</sup> We found that pure **2** could be stored for a few weeks and was sufficiently stable in aqueous solution at millimolar to micromolar concentrations to enable accurate concentration-dependent measurements of cytotoxicity and rates of reaction with cellular nucleophiles.<sup>16</sup>

## **Conclusions**

We report a simple and flexible two-step synthesis of 3-methyleneoxindoles from readily available or easily synthesised isatins, furnishing these bioactive compounds at the high purity necessary for biological studies. The reactivity of these simple heterocycles can also be investigated further, possibly as part of a route to more complex indoles.

## **Acknowledgements**

This work was funded by the Association for International Cancer Research and the Gray Laboratory Cancer Research Trust.

## References

- 1 Hinman, R. L.; Bauman, C.; Lang, L. *Biochem. Biophys. Res. Commun.* **1961**, *5*, 250-254
- 2 Hinman, R. L.; Lang, L. *Biochem.* **1965**, *4*, 144-158
- 3 Suzuki, Y.; Kawarada, A. *Agric. Biol. Chem.*, **1978**, *42*, 1315-1321
- 4 Tuli, V.; Moyed, H. S. *J. Biol. Chem.* **1969**, *244*, 4916-4920
- 5 Anderson, A. S.; Møller, I. B.; Hansen, J. *Physiol. Plant* **1972**, *27*, 105-108
- 6 Still, C. C.; Fukuyama, T. T.; Moyed, H. S. *J. Biol. Chem.* **1965**, *240*, 2612-2618
- 7 Folkes, L. K.; Dennis M. F.; Stratford, M. R. L.; Candeias, L. P.; Wardman, P. *Biochem. Pharmacol.* **1999**, *57*, 375-382
- 8 Folkes, L. K.; Wardman, P. *Biochem. Pharmacol.* **2001**, *61*, 129-136
- 9 Hinman, R. L.; Bauman, C. P. *J. Org. Chem.* **1964**, *29*, 2431-2437
- 10 Kornet, M. J.; Thio, A. P.; Thorstenson, J. H. *J. Pharm. Sci.* **1977**, *66*, 1022-1024
- 11 Osman, F. H. ; El-Samahy, F. A. *Tetrahedron* **2000**, *56*, 1863-1871
- 12 Horner, L. *Liebigs Ann. Chem.* **1941**, *548*, 117-146
- 13 Peterson, D.J. *J. Org. Chem.* **1968**, *55*, 780-784
- 14 Kraynack, E. A.; Dalgard, J. E.; Gaeta, F. C. A. *Tet. Lett.* **1998**, *39*, 7679-7682
- 15 Kobayashi, M.; Aoki, S.; Gato, K.; Matsunami, K.; Kuroso, M.; Kitagawa, I. *Chem. Pharm. Bull.(Japan)* **1994**, *42*, 2449-2451
- 16 Folkes, L. K. unpublished data.

## Captions

Table 1: 3-Methyleneoxindoles prepared from isatins

Scheme 1: Horseradish peroxidase oxidation of IAA

Scheme 2: Peterson olefination of isatin

Scheme 3: Substituted isatins



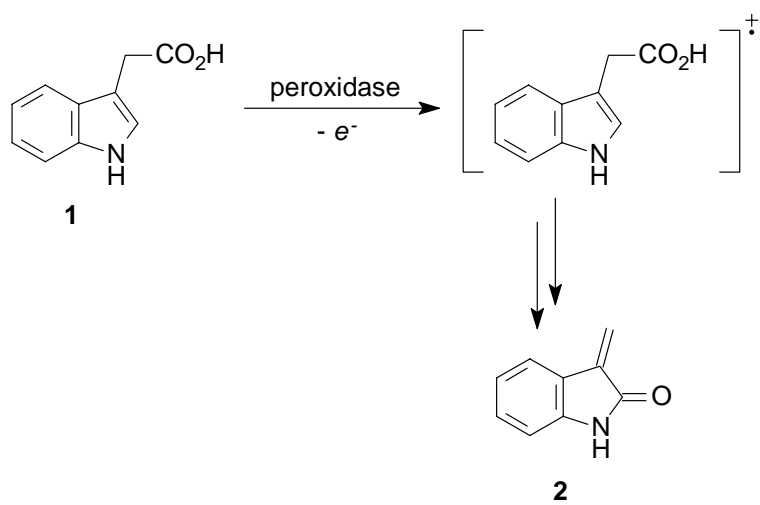
**Table 1**

Substituent	Yield, Grignard addition, %	Yield, elimination step, %
-------------	-----------------------------	----------------------------

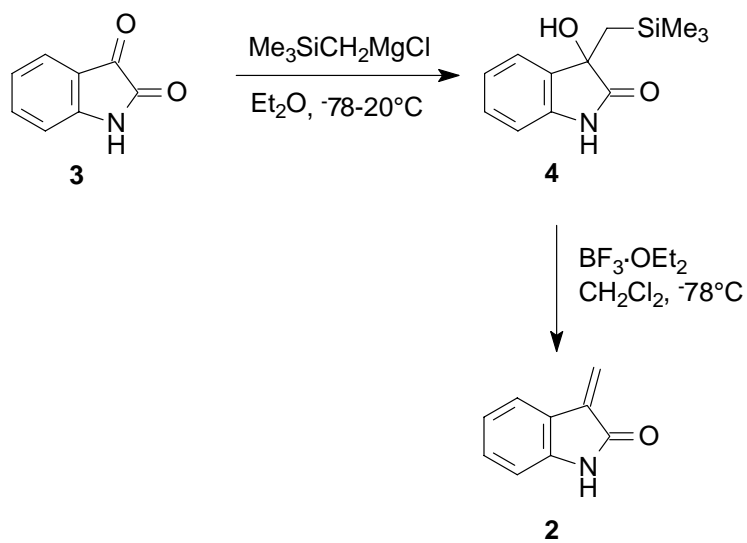
---

none	63	38
5-F	56	58
5-Cl	47	49
6-Cl	67	49
5-Me	55	36
4-Cl	57	41

### Rossiter Scheme 1



## Rossiter Scheme 2



### Rossiter Scheme 3

