

Adaptation to increasing severity of phoma stem canker on winter oilseed rape in the UK under climate change

Andrew P. Barnes^{1*}, Anita Wreford¹, Michael H. Butterworth², Mikhail A. Semenov², Dominic Moran¹, Neal Evans² and Bruce D.L. Fitt²

¹ *Land Economy Group, Research Division, SAC, West Mains Road, Edinburgh, EH9 3JG*

² *Rothamsted Research, Harpenden, Hertfordshire AL5 2JQ, UK*

* Corresponding author: Andrew Barnes, SAC, West Mains Road, Edinburgh, EH9 3JG. Email: Andrew.Barnes@sac.ac.uk. Phone: 0131 535 4042

For Review Only

1 **Adaptation to increasing severity of phoma stem canker on winter oilseed**
2 **rape in the UK under climate change**
3
4
5
6

7 **SUMMARY**
8

9 Various adaptation strategies are available that will minimise or negate predicted climate
10 change related increases in yield loss from phoma stem canker in UK winter oilseed rape
11 (OSR) production. A number of forecasts for OSR yield, national production and subsequent
12 economic values are presented, providing estimates of impacts on both yield and value for
13 different levels of adaptation. Under future climate change scenarios, there will be increasing
14 pressures to maintain yields at current levels. Losses can be minimised in the short term (up
15 to the 2020s) with a 'low' adaptation strategy, which essentially requires some farmer-led
16 changes towards best management practices. However, the predicted impacts of climate
17 change can be negated and, in most cases, improved upon, with 'high' adaptation strategies.
18 This requires increased funding from both the public and private sector and more directed
19 efforts at adaptation from the producer. Most literature on adaptation to climate change has
20 had a conceptual focus with little quantification of impacts. It is argued that quantifying the
21 impacts of adaptation is essential to provide clearer information to guide policy and industry
22 approaches to future climate change risk.
23

1 INTRODUCTION

2 The relationship between climate change and disease severity in agricultural
3 crops is receiving increasing attention in response to concerns about future global food
4 security (Stern 2007; Garrett *et al.* 2006; Chakraborty 2005). To guide government
5 policy and industry strategic decision-making, there is a need to assess impacts of
6 climate change on disease-induced losses in food crop yields (Gregory *et al.* 2009). In a
7 world where more than one billion people currently do not have enough to eat (Anon.
8 2009), more work is needed to understand the impacts of climate change adaptation
9 strategies available to decrease predicted disease-induced losses in crop yields.
10 Previous UK work to understand these impacts has provided a static analysis of impacts
11 of climate change on disease range, severity and crop production (Evans *et al.* 2008;
12 Butterworth *et al.* 2010). However, it is reasonable to expect that the agricultural sector
13 will adapt to the predicted threats and adopt strategies to negate some of the projected
14 disease-induced decreases in yield (Nelson *et al.* 2009).

15
16 Adaptation to climate change is defined by the Intergovernmental Panel on
17 Climate Change (IPCC) as “*adjustment in natural or human systems in response to*
18 *actual or expected climatic stimuli or their effects, which moderates harm or exploits*
19 *beneficial opportunities*” (IPCC 2001). Adaptation can be classified as autonomous or
20 planned, and may be done by the private or public sectors (Parry 2007). Autonomous
21 adaptation refers to adaptations that are applied by the private sector without a
22 conscious strategy, whereas planned adaptations are usually implemented by the public
23 sector. Adaptation has received increasing attention since it is now understood that
24 some climate change is inevitable, and the extent to which production and food security
25 can be ensured will depend largely on how successfully agriculture can adapt to the

1 changing conditions (Stern 2007). For example, the UK Government has demonstrated
2 the importance it places on understanding adaptation by creating the Climate Change
3 Risk Assessment, a five year cycle of research to understand the risks posed by climate
4 change, prioritise adaptation policy geographically and by sector, and assess the costs
5 and benefits of adaptation actions (Defra 2009). Furthermore, the European
6 Commission recently published a White Paper (EC 2008) that demonstrates the
7 importance it also places on adaptation to climate change.

8

9 Typical assessments of climate change impacts do not incorporate adaptation,
10 producing overestimates of losses and implying that farmers will do nothing (or are
11 unable to do anything) to avoid the impacts, which is clearly not the case. Since farmers
12 are continually adapting to changing conditions, whether they are caused by political,
13 market, economic or social changes, a changing climate may simply be another pressure
14 to which they must adapt. Furthermore, the rate and extent of the changes in climate to
15 which UK agriculture must adapt are considerably less than for areas of the world where
16 the climate is currently marginal for food production (Schmidhuber & Tubiello 2007).
17 Nevertheless, climate change may pose problems for UK agriculture associated with an
18 increase in occurrence of extreme weather events (such as droughts, heat waves and
19 floods, e.g. Semenov 2009) and increased risk of severe disease epidemics (MacLeod *et*
20 *al.* 2010). The aim of this paper is to consider the latter problem.

21

22 Much of the literature on adaptation to climate change has been at a conceptual
23 or generic level (Adger *et al.* 2007; Iglesias *et al.* 2007; Howden *et al.* 2007). This has
24 shaped our understanding of what adaptation is, and the importance of the processes and
25 responsibilities regarding adaptation. Less research exists which quantifies the

1 predicted effects of adaptation actions in reducing climate impacts on agricultural yield.
2 However, this deficiency should be rectified to inform industry and government policy
3 interventions to decrease the predicted risks from climate change. As an example, this
4 paper considers a particular crop, namely winter oilseed rape (OSR), and a specific
5 disease, phoma stem canker (*Leptosphaeria maculans*), for which estimates of impacts
6 of climate change are available for the UK (Evans *et al.* 2008; Butterworth *et al.* 2010;
7 Evans *et al.* 2010).

8

9 Winter oilseed rape is an important arable crop in the UK, with large areas
10 grown in both England and Scotland (Defra 2008a; RERAD 2008). The area grown is
11 likely to expand in future, with increasing interest in biodiesel from oilseed rape to
12 replace fossil fuels (EC 2008)¹. For food and biodiesel oilseed rape crops to have a low
13 carbon footprint, it is essential to grow them so as to minimise losses from disease,
14 through either breeding for disease resistance or use of effective fungicides (Mahmuti *et*
15 *al.* 2009). The most important oilseed rape disease in the UK is phoma stem canker,
16 caused by *Leptosphaeria maculans*. In the UK, this disease currently causes annual
17 losses between £70 to £140M per growing season at a price of £250 per tonne, despite
18 expenditure of £12M on fungicides, and globally there are *c.* £500M of losses per
19 season (Fitt *et al.* 2006, 2008). Worldwide, the most severe epidemics occur in
20 Australia, with its Mediterranean-like climate (Howlett *et al.* 2001). Whereas phoma
21 stem canker currently causes severe epidemics on winter oilseed rape in England, the
22 disease does not yet cause yield loss in Scotland (Evans *et al.* 2008). Although the

¹ In 2008 the European Commission published a Directive on Energy, which includes a mandatory target of 10% of transport fuels to be replaced by biofuels by 2020 (following considerable debate, the Commission stipulated at the end of 2008 that 40 % of the 10 % target must come from sources that do not compete with food production).

1 initial phoma leaf spotting phase of the disease (West *et al.* 2001) occurs in new crops
2 in autumn in both regions, there are subsequently insufficient accumulated °C-days in
3 Scotland for the pathogen to spread along the leaf petioles to the stems and colonise
4 stems to cause severe cankers by harvest the following summer (Evans *et al.* 2008).
5 Evans *et al.* (2008) and Butterworth *et al.* (2010) estimated the impact of increasing
6 temperatures on oilseed rape growth, severity of this disease and yield using data
7 collected on 14 sites from England, Wales and Scotland. Four of these sites were
8 located in Scotland, another four were located across northern England and a further
9 four in southern England. The remaining two sites were in Wales, however these only
10 represented small areas of OSR grown and, as such, were combined with the southern
11 English data, to represent the south. They predicted that climate change will decrease
12 yields in southern England and Wales by up to 50% and that the range of the disease
13 will extend northwards to Scotland. However, this work did not take into account any
14 adaptive response by farmers.

15

16 Consequently the objective of this paper is to provide an applied example to
17 illustrate how adaptation to climate change may affect production and economic values,
18 compared to a 'do nothing' strategy. We apply a number of climate scenarios to
19 determine the potential changes in yield of oilseed rape in England and Scotland under
20 climate change, assuming no adaptation. These changes in yield are then adjusted to
21 account for a number of adaptation strategies and the economic consequences of these
22 impacts are calculated.

23

24

25

MATERIALS AND METHODS

Conceptual Approach

Table 1 presents a conceptual approach to understanding the adaptation strategies available for an OSR farmer in the UK, together with their predicted effects on input costs and yields. We consider as short-term adaptation strategies those that will have impacts by the 2020s, and as long-term strategies those that will have impacts, predominantly through technological development, by the 2050s. Many of the short-term adaptation strategies relate to autonomous adjustments in management or behaviour by farmers. However, the long-term strategies, which require investment in research and development, will require external funding, through public or private sector investment.

Table 1. Quantifiable strategies for adaptation against impacts of climate change on severity of phoma stem canker epidemics on winter oilseed rape and their predicted short-term and long-term impacts for farmers in the UK

We assume that some proactive approach to climate change will occur as a rational response by farmers to decreasing yields. An initial adaptive response to increases in disease severity will be to use a more effective fungicide regime at the appropriate time for spraying, in autumn after the appearance of phoma leaf spots on the new crop (Figure 1), since use of fungicides for control of phoma stem canker is currently often sub-optimal (Gladders *et al.* 2006). Some work has attempted to quantify the benefits of improved disease control through optimised fungicide application, by improved fungicide timing or increasing the number of applications, although the response depends on the disease resistance rating of the cultivar (Berry & Spink 2006). Farmers may be able to optimise spray timing through increased use of

1 web-based disease forecasts, such as the forecast developed at Rothamsted
2 (<http://www.rothamsted.ac.uk/leafspot/>). However, whilst it may be effective in the
3 short-term, this strategy will not offer a long-term solution to disease problems,
4 especially since European Parliament legislation may prevent use of several OSR
5 fungicides (EC 1991). Another short-term disease control strategy is for the farmer to
6 choose in summer, after harvest of the previous crop and before the new growing season
7 in autumn, to extend rotations and/or introduce novel crops within the rotation. West *et*
8 *al.* (2001) identify a 4-year break between OSR crops as effective in decreasing yield
9 losses from phoma stem canker. With a 4-year rotation, potential yield losses can be
10 decreased, compared to losses incurred with the shorter rotations currently used.
11 However, there has been a recent trend to increase the frequency of OSR crops in
12 rotations in both England and Scotland, since OSR is more profitable than some of the
13 alternative break crops between wheat (England) or barley (Scotland) crops.

14

15 **Figure 1. Seasonal development of winter oilseed rape in the UK in relation to progress**
16 **of Phoma stem canker epidemics and short-term farmer-led adaptation strategies.**

17

18 Another adaptation strategy for the farmer may be to plant seed of a cultivar
19 with greater resistance against the pathogen, using the HGCA Recommended List
20 ratings for disease resistance (www.hgca.com) as a guide. Berry & Spink (2006) also
21 state that improved germplasm and time of sowing to improve germination of the seed
22 and application of nitrogen to improve establishment of the crop also affect yields.
23 However, the use of increased nitrogen needs to be considered against increasing input
24 costs and increasing environmental demands, particularly when there are growing
25 demands to reduce nitrogen inputs to decrease greenhouse gas emissions and diffuse
26 water pollution, e.g. through nitrate vulnerable zones (Glendining *et al.* 2008; Smith *et*

1 *al.* 2008; Mahmuti *et al.* 2009). Berry & Spink (2006) estimate that a combination of
2 these farmer-led adaptation practices will improve OSR yield from an average of 3 t/ha
3 to a theoretical optimum of 6.5 t/ha. However, this also requires further government
4 investment in applied research to improve productivity of the OSR crop and to
5 effectively transmit knowledge to change farming practices (Gladders *et al.* 2006).

6

7 Nevertheless, a number of other ‘aversion’ strategies are available to the farmer.
8 Strategies such as investment in crop insurance or reducing input costs to maintain farm
9 income will not avert yield loss in the medium term, as the severity of phoma stem
10 canker will increase over time. Butterworth *et al.* (2010) estimate that yields will
11 decrease by an average of 0.2 t/ha by the 2020s due to the climate change related
12 increase in disease severity, leading to a loss, at current prices, of £70 per ha (SAC
13 2009). In addition, the increased severity of disease will produce greater variability in
14 farm income and, since we assume these aversion strategies cannot directly negate the
15 losses in yield, the subsequent reductions in farm income will lead farmers to adopt
16 strategies to negate these effects. Another ‘aversion’ response would be for farmers to
17 remove the OSR crop from the crop rotation cycle. However, it is expected that the
18 impact of climate change will increase the severity of diseases of some other crops,
19 which reduces the options available to the farmer wishing to continue with crop
20 production. Another strategy will be to exit from farming itself. OSR production is
21 associated with a range of farm income types and some smaller farms are either merging
22 or being subsumed by larger enterprises to reduce costs. Given the possible increases in
23 disease severity this trend may increase. However, this is difficult to predict over such a
24 long time-scale. Consequently, if there is some structural change in future OSR

1 production due to these disease factors and farmers leave the industry, it will affect
2 some of the estimates.

3

4 There is more conjecture about long-term adaptation strategies, since exogenous
5 impacts may increase in severity and farm production may need to change radically to
6 accommodate future crises (Beddington 2009). Other possible impacts could include
7 changes to land capability, which may allow more marginal land into productive
8 cropping, or subsequent pressures on productive land from housing (Rounsevell *et al.*
9 2006). However, most studies have not focused at an appropriate regional or crop
10 specific resolution to provide adequate estimates of future changes in OSR crop areas
11 up to the 2050s (Veldkamp & Verburg 2004; Rounsevell *et al.* 2005; Shepherd *et al.*
12 2007). It is outside the scope of this paper to estimate these changes and, accordingly,
13 we assume that land area will remain fixed, with the caveat that our estimates should be
14 taken as lower-boundary estimates.

15

16 Long-term crop disease specific adaptations may need to focus on two areas.
17 Firstly, investment from the private sector will mean that new, more effective fungicides
18 appear by the 2020s. Increasing pressures will be placed on agro-chemical companies
19 to control disease to maximise production as a contribution to global food security and
20 to reduce the carbon footprint of agriculture (Walters *et al.* 2007; Mahmuti *et al.* 2009;
21 Walters & Fountaine, 2009). Fungicide development should impact positively on future
22 yields. Secondly, public and private investment will be needed to exploit new genomic
23 and genetic technologies to breed new cultivars with more durable resistance against *L.*
24 *maculans*, which can operate effectively to decrease severity of phoma stem canker

1 epidemics at the increased temperatures predicted for the UK (Berry & Spink 2006;
2 Evans *et al.* 2008; Butterworth *et al.* 2010).

3

4 *Quantifying adaptation strategies*

5 The estimates of Butterworth *et al.* (2010) were used to predict winter oilseed
6 rape yields under different climate change scenarios. This exercise develops the work
7 of Evans *et al.* (2008). This study applied the UKCIP02 climate change projections to
8 provide daily site-specific weather for the climate scenarios (Semenov 2007). It
9 produced a baseline scenario calibrated to weather for the period from 1960 to 1990 and
10 developed low (LO) and high (HI) CO₂ emissions scenarios for the UK for the 2020s
11 and 2050s, producing simulated weather for five climate scenarios, namely i) baseline,
12 ii) 2020LO, iii) 2020HI, iv) 2050LO and v) 2050HI. Then the STICS crop growth
13 model (Brisson *et al.*, 2003) was used to produce data for the yield of oilseed rape for
14 each of 14 sites and the five climate change scenarios.

15

16 The parameters were adjusted for typical UK soil and crop systems. This model
17 assumes that diseases are controlled with fungicides. Thus these predictions were
18 combined with a phoma stem canker yield loss model (Butterworth *et al.* 2010) to
19 predict the yield loss from the disease for each of the 14 sites and the five climate
20 change scenarios.

21

22 Easterling *et al.* (2007) synthesised results from many crop adaptation strategies
23 globally; while the benefits of adaptation differ between crops and across regions and
24 temperature changes, on average the adaptations provide a 10% yield benefit compared
25 to yields without adaptation. Spink *et al.* (2009) estimate that use of current knowledge

1 could immediately increase UK average winter oilseed rape yield by 0.5 t/ha. This
2 could be achieved by improvements in agronomic efficiency through uptake of best
3 practice by OSR producers. Furthermore Berry & Spink (2006) estimate a theoretical
4 yield potential of 6.5 t/ha can be achieved using existing winter oilseed rape germplasm.
5 This yield potential can be achieved only by investing in genetic and agronomic
6 research to optimise productivity of the current OSR germplasm. We consider that
7 these objectives are achievable in the short term. However, this increase in yield to
8 achieve the potential of current germplasm will involve considerable directed public
9 investment and can be considered a high adaptation strategy for the 2020s. Spink *et al.*
10 (2009) also identify other genetic improvements and priorities for research to improve
11 yield to 9.2 t/ha. This is clearly a longer-term aim that requires effort to be directed
12 towards genetic improvement to produce more robust and higher yielding crops.
13 Consequently, we consider this estimate to be achievable by the 2050s. We use these
14 estimates to adjust those of Butterworth *et al.* (2010) to account for both climate
15 change-related decreases in yields and adaptation strategies to decrease losses.

16

17

Aggregation of results

18

19

20

21

22

23

24

25

The outputs from the oilseed rape model provided predictions of the effects of
climate change on oilseed rape yields for 14 sites across the UK for the five different
scenarios. The results for each site were then mapped onto the oilseed rape growing
areas of the UK. Data for areas grown and the division of regions were taken from the
Defra Agricultural and Horticultural Survey (Defra 2008a). The results were compiled
on the assumption that the areas of oilseed rape grown will remain unchanged over the
time period since, as discussed above, there are no robust estimates for land use change
up to the 2050s at an appropriate resolution. The results were compiled at the scale of

1 regional authority and then accumulated to be presented by geographic region and as
2 UK totals. In addition, the economic value of each scenario was calculated. Present
3 values have been calculated at the 3.5% inter-temporal discount rate for 2020s and 3.0%
4 for the 2050s as recommended in the Treasury Green Book (Anon 2003). Present value
5 figures show the economic benefit today of a good in the future. This therefore enables
6 an estimate to be made of the maximum investment required in adaptation strategies to
7 prevent losses in the future.

8
9 The average price per tonne of oilseed rape was estimated by taking a 7-year
10 average from 2002 to 2008 from the SAC Farm Management Handbook. All monetary
11 figures are given at today's prices. Since the results have been obtained for only two
12 future periods, the 2020s and 2050s, the present value stream of the effects of adaptation
13 cannot be calculated. Nevertheless, the figures given illustrate the anticipated annual
14 costs and the value of these future costs today, and they demonstrate the cost now of the
15 impacts of climate change and benefits of adaptation in these periods.

17 RESULTS

18 *Yield*

19 Table 2 compares the yields expected using the 14 sites of Butterworth *et al.*
20 (2010), aggregated for the southern England and Wales, Northern England and
21 Scotland. The yield estimates assume both crop growth and the impact of phoma stem
22 canker. These are presented as an index of change compared against average yields
23 with no-adaptation for low and high adaptation strategies for the 2020s along with a
24 further genetic adaptation by the 2050s. A prediction of Butterworth *et al.* (2010) was
25 that Scotland will benefit from climate change, since increased temperature will

1 improve yield and only slight epidemics of phoma stem canker, which will be most
2 severe in the south during the time period studied. Consequently, the ‘no adaptation’
3 scenario shows no discernable effect on yields in the 2020s and a slight increase in the
4 2050s for Scotland. Ultimately, increased global warming is predicted to increase the
5 range and severity of phoma stem canker and, post-2050s, yields will decrease in
6 Scotland. However, up to this period, farmers in Scotland may not have any incentive
7 to adopt adaptation strategies, since they are experiencing no loss in yields.
8 Consequently, the adaptation scenarios for Scotland are presented to show the
9 comparative benefits of particular strategies, in addition to the predicted benefits with
10 no adaptation (Butterworth *et al.* 2010).

11

12 **Table 2. Impacts of adaptation strategies on yield of winter oilseed rape, under different**
13 **climate change adaptation scenarios (Baseline =1.00)**

14

15 For northern England, as with Scotland, the effect of disease on yield is negated
16 by other factors up to the 2020s; however, declines in yields are predicted after this
17 period. This also complicates the response to adaptation to climate change since,
18 outwardly, there is no specific climate related incentive to adapt to measures in the
19 short-term. The main incentive may possibly be related to a ‘catch-up’ effect
20 (Schimmelpfennig & Thirtle 1999) in which some of the strategies and technologies
21 adopted for southern English and Welsh farmers will also be adopted by northern
22 English farmers, effectively through knowledge transfer schemes. Hence, whilst the
23 incentive for adaptation is smaller for northern English farmers, the opportunities have
24 increased for uptake of these strategies.

25

26 However, there is no doubt that southern English and Welsh farmers will have to
27 adapt, since global warming will directly decrease their yields in the short-term.

1 Consequently, these farmers are the most likely to investigate adaptation strategies to
2 negate loss in yield. What is also noticeable from Table 2 is the benefit of adaptation
3 effects compared to present yields. Thus, for the sites in the worst affected region (the
4 south), yields could increase by around 30% above present day values for even the low
5 adaptation strategy. This is an achievable combination of present knowledge, practice
6 and directed production-specific information. Consequently, as hypothesised, if
7 decreasing yields force farmers to adopt best management practices they will benefit
8 from this strategy.

9

10 These improvements in yield may satisfy farmers and policy makers in the short-
11 term, so that a high adaptation strategy may not have enough political impetus up to the
12 2020s, since it requires much more government funding to achieve these targets than
13 does a low adaptation strategy. Naturally, this also depends on future policies towards
14 OSR and increasing competition for food crops. The recent EU directive on Energy
15 (EC 2008) does require an increase in the use of biofuels for transport fuels, of which
16 about half of the target must not compete with land for food production. Hence,
17 investment in increasing the output per hectare of biofuel OSR may prove more
18 attractive to policy makers, since this could result in a reduced need for land, leaving
19 more land for food production and other uses, such as recreational tourism or natural
20 ecosystems to encourage biodiversity.

21

22 Finally, the quantifiable strategy offered for the 2050s assumes improvements in
23 the genetic potential of the OSR crop. It can be considered as the theoretical optimum,
24 given future research effort and understanding of its application by farmers. All regions
25 will benefit. However, whereas, under the static scenarios of Butterworth et al. (2010),

1 Scotland benefits more from climate change impacts elsewhere, this situation is
2 reversed when adaptation is considered since the benefits for England and Wales are
3 greater than those for Scotland, for all the scenarios. Thus, for English farmers, the
4 incentive for adaptation may be much greater.

5

6 *National production*

7 These estimates were then used to calculate potential national production of
8 OSR. For comparative purposes, it has been assumed that the arable land area cropped
9 with OSR remains constant at that of the 2006/07 growing season up to the 2050s.
10 Production estimates are also presented for both high and low CO₂ IPCC scenarios
11 (Nakicenovic 2000) The estimates of Butterworth *et al.* (2010) are presented as the 'no
12 adaptation' strategy and indicate a decrease in English production of *c.* 23% by the
13 2050s, whereas for Scotland production increases by 14% above baseline levels.
14 Nevertheless, there are clear benefits from adaptation for both regions. For the 2020s,
15 the adaptation benefits range from a 2% increase in production for Scotland for the low
16 adaptation/low CO₂ scenario, to an increase of *c.* 150% in production for the high
17 adaptation/high CO₂ scenario for England. Production increases substantially by the
18 2050s, to an optimum of 3.6 - 3.7 Mt of OSR for England and 2.5 - 2.6 Mt for Scotland.
19 These values represent clear benefits against the no adaptation scenario for both farmers
20 and UK agricultural production of oilseeds. Whilst these estimates are based on the
21 assumption that the area of OSR does not change, there may be pressures on land for
22 both food production and other uses, such as housing. Nevertheless, the improvements
23 in yield from adaptation (Figure 2) could still provide a significant increase in
24 production from a reduced area of land.

25

1 **Figure 2. Impacts of different adaptation strategies on total production (M tonnes) of**
2 **winter oilseed rape in England and Scotland under different CO₂ and climate change**
3 **adaptation scenarios**
4

5 *Economic benefits*

6 The production estimates were converted into economic values to give an
7 indication of the contribution of OSR to UK GDP growth and the economic benefits of
8 adaptation scenarios. Present prices were adopted for these estimates as an average of
9 2002-2008 and then, to provide an indicator of present value, future values were
10 discounted using the HM Treasury recommended discount factor of 3.5% for 2020, and
11 3.0% by 2050 (Figure 3). For England, by the 2020s the difference between adaptation
12 and no-adaptation ranges from increases of £24.1 million for low adaptation strategies
13 to £100.2 million for high adaptation strategies. Even for Scotland, which already
14 benefits from climate change, there is also an increase in the economic value of OSR
15 through adaptation. The benefit for Scotland will range from £1.5 million for a low
16 adaptation strategy to £59 million for a high adaptation strategy. Accordingly, for
17 mainland UK high adaptation could bring a benefit of more than £150 million for the
18 UK economy. Thus, these returns from promoting a high adaptation strategy by the
19 2020s may substantially outweigh the costs of research and knowledge transfer needed
20 to implement this strategy.

21

22 **Figure 3. Present values of economic impacts of different adaptation strategies on winter**
23 **oilseed rape production under different CO₂ and climate change adaptation scenarios in**
24 **England and Scotland, £ M**
25

26 The process of discounting means that values in the future are worth less than
27 those in the present day. Consequently, the differences between adaption and no-
28 adaptation strategies decrease in the 2050s scenarios, principally because of this

1 discounting effect. Nevertheless, there are still significant advantages to adaptation of
2 around £80 million in England and £47 million in Scotland. To realise these gains,
3 significant investment is required by both the public and private sectors into breeding
4 for improved disease resistance (Moran *et al.* 2007). Consequently, these future costs
5 will also have to be calculated, and subsequently discounted into present values, to
6 provide an indication of whether the benefits would exceed the costs.

7

8

DISCUSSION

9 This work demonstrates that there are considerable benefits of adaptation to
10 climate change, especially in areas like southern England and Wales, where the
11 profitability of oilseed rape cropping is expected to decrease under climate change if no
12 adaptive measures are implemented (Evans *et al.* 2008; Butterworth *et al.* 2010).
13 Furthermore, it shows that it is essential to adopt a quantitative, rather than just a
14 conceptual approach, so that the costs and benefits of short-term and long-term
15 autonomous and planned adaptation strategies can be properly assessed. For winter
16 OSR production in southern England and Wales, appropriate action for managing the
17 disease risk must be considered. These predictions show that, with successful
18 adaptation, yields can be increased above those of the baseline scenario suggested by
19 previous studies under climate change. The benefits of improving disease resistance in
20 oilseed rape in relation to climate change are clear (Mahmuti *et al.* 2009), although this
21 adaptation strategy is long-term. By contrast, increasing application of fungicides is a
22 short term strategy, which may not be possible to maintain indefinitely.

23

24 The estimates suggest that the benefits of adaptation are also considerable for
25 northern England and Scotland, although they are smaller than for southern England and

1 Wales since the impacts of climate change on oilseed rape production in these areas are
2 less (Butterworth *et al.* 2010; Evans *et al.* 2010). Furthermore, this paper may
3 underestimate the benefits for these northern areas because it does not account for light
4 leaf spot, currently the main disease in these areas (Fitt *et al.* 1998; Gilles *et al.* 2000),
5 that is expected to decrease in importance with climate change (Evans *et al.* 2010).
6 Conversely, the introduction of shorter rotations as an adaptation response may increase
7 the severity of clubroot (*Plasmodiophora brassicae*). Accordingly, this work could be
8 expanded to explore the interactions with other pests and diseases (e.g. Oerke, 2006).

9

10 One possibility is that OSR production will move to the north of England and
11 Scotland. Butterworth *et al.* (2010) suggest that climate change will increase the yield
12 and profitability of oilseed rape cropping in Scotland, with the greatest increases
13 expected under the high carbon emissions scenario. This may strengthen the argument
14 for a rational response amongst farmers for adopting more substantial adaptation
15 strategies. The extent to which a move in production further northwards will occur will
16 be limited by, amongst other factors, land suitability and changing land-uses, and may
17 possibly result in some marginal land being brought into production. Indeed, some
18 effort needs to be directed towards projecting land use at an appropriately detailed scale
19 to help refine the estimates offered here (e.g. Rounsevell *et al.* 2003). At present, the
20 implications of projected changes due to adaptation are uncertain and depend on many
21 factors including farmer behaviour, land-use policy and market conditions (Parry 2007).

22

23 The challenges posed by a changing climate, while important, must also be
24 balanced against other external pressures faced by farmers. More detailed work on how
25 farmers respond to external stimuli has been done (Garforth & Rehman 2006; Toma &

1 Mathijs 2007), although little of this work has considered how farmers will respond to
2 climate change related disease impacts. Decisions will be influenced by factors that
3 include changes in international markets, agricultural and environmental policy,
4 mitigation activity (particularly biofuels) and consumer preferences (Tassell & Keller
5 1991; Holloway & Ilbery 1997; Sherrington *et al.* 2008). The estimates of future
6 adaptation are further complicated by the market structure in which crop producers
7 operate. Crop breeders, processors and other agents within the supply chain have a
8 considerable influence on how technologies are adopted within the industry. This is
9 particularly true for the high adaptation strategies, as they require manipulation of
10 germplasm and the improvement of genetic stock. Whilst some work has been done to
11 estimate the economic influence and activity of the supply chain (Frolich & Westbrook
12 2001; Lindgreen & Hingley 2003; Sohal & Perry 2006), no studies have considered
13 how these agents may influence adaptation strategies or how they could evolve to
14 realise these benefits. This therefore requires further investigation.

15
16 This work demonstrates that it is essential to include the influence of strategies
17 for adaptation in any assessment of impacts of climate change on crop production, since
18 farmers are rational and will respond accordingly to the impacts of climate change.
19 Much effort has also been directed towards promoting best practices by Government
20 agencies (Defra 2008b). However, recent work by MacLeod *et al.* (2010) and Barnes *et*
21 *al.* (2009) has demonstrated the inefficiencies under which most farmers operate and
22 how uptake of best management practices can be improved. Nevertheless, the
23 adaptation strategies require funding from the public and private sectors on knowledge
24 exchange mechanisms to fully realise these gains. This paper provides a basis for
25 assessing the potential economic benefits of pursuing adaptation strategies and, hence,

1 their feasibility when weighed against appropriate costs of implementation. The low
2 adaptation strategy incurs smaller costs but still requires some government and industry
3 investment to provide information and promotion of best management practices. More
4 directed high adaptation strategies require increased funding for public and private
5 sector research and development. When combined with increased efforts to promote
6 adoption of these strategies, the cost-benefit ratio becomes much greater. However, it is
7 clear that adaptation to climate change in terms of disease control makes a cost-
8 effective, essential contribution to improving food security.

9
10

11 The authors acknowledge the UK Biotechnology and Biological Sciences Research
12 Council (BBSRC; Rothamsted Centre for Bioenergy and Climate Change Institute
13 Strategic Programme Grant), Department for Environment, Food and Rural Affairs
14 (Defra, OREGIN) and the Scottish Government Rural and Environment Research and
15 Analysis Directorate for funding this research, and the British Society for Plant Pathology
16 for supplementary funding to MHB. We also thank Jon West (Rothamsted Research) and
17 Peter Gladders (ADAS) for data and the Sustainable Arable LINK programme
18 (PASSWORD, CORDISOR, CLIMDIS) for funding research used for construction of the
19 original OSR and phoma stem canker models.

REFERENCES

- 1
2
3
4 ADGER, W.N, AGRAWALA, M.M., MIRZA, Q., CONDE, C., O'BRIEN, K., PULHIN, J.,
5 PULWARTY, R., SMIT, B., TAKAHASHI, K. (2007). Assessment of adaptation
6 practices, options, constraints and capacity. In *Climate Change 2007: Impacts,*
7 *Adaptation and Vulnerability. Contribution of Working Group II to the Fourth*
8 *Assessment Report of the Intergovernmental Panel on Climate Change.* (eds M.L.
9 Parris, Canziana, O.F., Palutikof, J.P., van der Linden, P.J., Hanson, C.E), pp 718 -
10 743. Cambridge University Press, Cambridge, UK. Available at:
11 <http://www.ipcc.ch/pdf/assessment-report/ar4/wg2/ar4-wg2-chapter17.pdf>
12
13 ANON. (2009). 1.02 billion people hungry; one sixth of humanity undernourished - more than
14 ever before. FAO (Food and Agriculture Organisation of the United Nations).
15 Available at: <http://www.fao.org/news/story/en/item/20568/icode/>
16
17 ANON (2003) The green book. Appraisal and Evaluation in Central Government: Annex 6.
18 London: The Stationary Office Available at: [http://www.hm-](http://www.hm-treasury.gov.uk/d/green_book_complete.pdf)
19 [treasury.gov.uk/d/green_book_complete.pdf](http://www.hm-treasury.gov.uk/d/green_book_complete.pdf)
20
21 BARNES, A.P., MORAN, D.M., & TOPP, C.F.E. (2009). The scope for regulatory
22 incentives to encourage increased efficiency of n input use by farmers. *Journal of*
23 *Environmental Management* **90**, 808-814.
24
25 BEDDINGTON, J. (2009). Food, energy, water and the climate: a perfect storm of global
26 events?. Paper published by Government Office for Science, London. Available at:
27 <http://www.dius.gov.uk/~media/publications/P/Perfect-Storm-Paper>
28
29 BERRY, P.M. & SPINK, J.H. (2006). A physiological analysis of oilseed rape yields: past
30 and future. *Journal of Agricultural Science* **144**, 381-392.
31
32 BRISSON, N., RUGET, F., GATE, P., LORGEOU, J., NICOULLAUD, B., TAYOT, X.,
33 PLENET, D., JEUFFROY, M.H., BOUTHIER, A., RIPOCHE, D., MARY, B.,
34 JUSTES, E. (2003). STICS: a generic model for the simulation of crops and their
35 water and nitrogen balance. II. Model validation for wheat and corn. *Agronomie* **22**,
36 69-93.
37
38 BUTTERWORTH, M. H., SEMENOV, M., BARNES, A. P., MORAN, D., WEST, J. S.,
39 FITT, B. D. L. (2010) North-south divide; contrasting impacts of climate change on
40 crop yields in Scotland and England. *Journal of the Royal Society Interface*, **7**, 123-
41 130..
42
43 CHAKRABORTY, S. (2005). Potential impact of climate change on plant-pathogen
44 interactions. *Australasian Plant Pathology* **34**, 443-448.
45
46 DEFRA (2008a). Final results of the June agricultural census. London: Department of
47 Environment, Food and Rural Affairs.
48
49 DEFRA (2008b). The England Catchment Sensitive Farming Delivery Initiative. London:
50 Department of Environment, Food and Rural Affairs.

- 1
2 DEFRA (2009) UK Climate Change Risk Assessment and economic analysis. London:
3 Department of Environment, Food and Rural Affairs. Available at:
4 <http://www.defra.gov.uk/environment/climate/adaptation/assess-risk.htm>
5
- 6 EASTERLING, W.E., AGGARWAL, P.K., BATIMA, P., BRANDER, K.M., ERDA, L.,
7 HOWDEN, S.M., KIRILENKO, A., MORTON, J., SOUSSANA, J-F.,
8 SCHMIDHUBER, J., TUBIELLO, F.N. (2007). Food, fibre and forest products.
9 Climate Change 2007: Impacts, Adaptation and Vulnerability. Contribution of
10 Working Group II to the Fourth Assessment Report of the Intergovernmental Panel
11 on Climate Change (eds. Parry, M.L., Canziani, O.F., Palutikof, J.P., van der
12 Linden, P.J., Hanson, C.E.), pp. 273-313. Cambridge University Press, Cambridge,
13 UK. Available at: [http://www.ipcc.ch/pdf/assessment-report/ar4/wg2/ar4-wg2-
15 chapter5.pdf](http://www.ipcc.ch/pdf/assessment-report/ar4/wg2/ar4-wg2-
14 chapter5.pdf)
- 16 EUROPEAN COMMISSION (1991). Council directive of 15 July 1991 concerning the
17 placing of plant protection products on the market. Council Directive 91/414.
18 Brussels: European Commission. Accessible at:
19 http://ec.europa.eu/food/plant/protection/index_en.htm
20
- 21 EUROPEAN COMMISSION (2008). Directive of the European parliament and of the council
22 on the promotion of the use of energy from renewable sources. {COM(2008) 30
23 final}, {SEC(2008) 57}, {SEC(2008) 85. Brussels: European Commission.
24 Available at [http://ec.europa.eu/energy/climate_actions/doc/
26 2008_res_directive_en.pdf](http://ec.europa.eu/energy/climate_actions/doc/
25 2008_res_directive_en.pdf)
- 27 EUROPEAN COMMISSION (2009). White Paper - Adapting to climate change: towards a
28 European framework for action. Brussels: European Commission. Available at
29 [http://eur-
31 lex.europa.eu/LexUriServ/LexUriServ.do?uri=COM:2009:0147:FIN:EN:PDF](http://eur-
30 lex.europa.eu/LexUriServ/LexUriServ.do?uri=COM:2009:0147:FIN:EN:PDF)
- 32 EVANS, N., BAIERL, A., SEMENOV, M.A., GLADDERS, P., FITT, B.D.L. (2008). Range
33 and severity of a plant disease increased by global warming, *Journal of the Royal*
34 *Society Interface* **5**, 525-531
35
- 36 EVANS, N., BUTTERWORTH, M. H., BAIERL, A., SEMENOV, M., WEST, J. S.,
37 BARNES, A. P., MORAN, D., FITT, B. D. L. (2010). The impact of climate change
38 on disease constraints on production of oilseed rape. *Food Security* (in press).
39
- 40 FITT, B.D.L., DOUGHTY, K.J., GLADDERS, P., STEED, J.M. & SUTHERLAND, K.G.
41 (1998). Diagnosis of light leaf spot (*Pyrenopeziza brassicae*) on winter oilseed rape
42 (*Brassica napus*) in the UK. *Annals of Applied Biology* **133**, 155-166.
43
- 44 FITT, B.D.L., BRUN, H., BARBETTI, M.J., RIMMER, S.R. (2006). World-wide importance
45 of phoma stem canker (*Leptosphaeria maculans* and *L. biglobosa*) on oilseed rape
46 (*Brassica napus*). *European Journal of Plant Pathology* **114**, 3-15.
47
- 48 FITT, B.D.L., HU, B.C., LI, Z.Q., LIU, S.Y., LANGE, R.M., KHARBANDA, P.D.,
49 BUTTERWORTH, M.H., WHITE, R.P. (2008). Strategies to prevent spread of

- 1 Leptosphaeria maculans (phoma stem canker) onto oilseed rape crops in China;
2 costs and benefits. *Plant Pathology* **57**, 652-664.
3
- 4 FROLICH, M. & WESTBROOK, R. (2001). Arcs of integration: an international study of
5 supply chain strategies. *Journal of Operations Management* **19**, 185-200.
6
- 7 GARFORTH, C. & REHMAN, T. (2006). Research to Understand and Model the Behaviour
8 and Motivations of Farmers in Responding to Policy Changes (England). Final
9 London: Department of environment, food and rural affairs. Available at:
10 <https://statistics.defra.gov.uk/esg/reports/Farmer%20Behaviour/default.asp>
11
- 12 GARRETT, K. A., DENDY, S. P., FRANK, E. E., ROUSE, M. N., TRAVERS, S. E. (2006).
13 Climate Change Effects on Plant Disease: Genomes to Ecosystems. *Annual Review*
14 *of Phytopathology* **44**, 489-509
15
- 16 GILLES, T., EVANS, N., FITT, B.D.L., JEGER, M.J. (2000). Epidemiology in relation to
17 methods for forecasting light leaf spot (*Pyrenopeziza brassicae*) severity on winter
18 oilseed rape (*Brassica napus*) in the UK. *European Journal of Plant Pathology* **106**,
19 593-605.
20
- 21 GLADDERS, P., EVANS, N., MARCROFT, S.J., PINOCHET, X (2006) Dissemination of
22 information about management strategies and changes in farming practices for the
23 exploitation of resistance to *Leptosphaeria maculans* (phoma stem canker) in
24 oilseed rape cultivars. *European Journal of Plant Pathology* **114**, 117-126.
25
- 26 GLENDINING, M.J., DAILEY, A.G., WILLIAMS, A.G., VAN EVERT, F.K., GOULDING,
27 K.W.T., WHITMORE, A.P. (2008) Is it possible to increase the sustainability of
28 arable and ruminant agriculture by reducing inputs? *Agricultural Systems* **99**, 117-
29 125.
30
- 31 GREGORY, P.J., JOHNSON, S.N., NEWTON, A.C., INGRAM, J.S. (2009). Integrating pests
32 and pathogens into the climate change/food security debate. *Journal of*
33 *Experimental Botany* **60**, 2827-2838.
34
- 35 HOLLOWAY, L.E. & ILBERY, B.W. (1997). Global warming and navy beans: Decision
36 making by farmers and food companies in the U.K. *Journal of Rural Studies* **13**,
37 343-355
38
- 39 HOWDEN, S.M., SOUSSANA, J-F., TUBIELLO, F.N., CHHETRI, N., DUNLOP, M.,
40 MEINKE, H (2007). Adapting agriculture to climate change. *Proceedings of the*
41 *National Academy of Science* **104**, 19691 -19696.
42
- 43 HOWLETT B.J., IDNURM, A. & PADRAS, M.J.C. (2001). Review: *Leptosphaeria maculans*
44 the causal agent of blackleg disease of Brassicas. *Fungal Genetics and Biology* **33**,
45 1-14.
46
- 47 IGLESIAS, A., AVIS, K., BENZIE, M., FISHER, P., HARLEY, M., HODGSON, N.,
48 HORROCKS, L., MONEO, M., WEBB, J (2007). Adaptation to Climate Change in
49 the Agricultural Sector. *AEA Energy and Environment* and Universidad de

- 1 Politecnica de Madrid. Brussels : European Commission. Available at : .
2 http://ec.europa.eu/agriculture/analysis/external/climate/final_en.pdf
3
- 4 INTERNATIONAL PANEL OF CLIMATE CHANGE (IPCC). (2001). Impacts Adaptation,
5 Vulnerability. The Third Assessment Report. Cambridge University Press,
6 Cambridge, UK.
7
- 8 LINDGREEN, A. & HINGLEY, M. (2003). The impact of food safety and animal welfare
9 policies on supply chain management: the case of Tesco meat supply chain. *British*
10 *Food Journal* **105**, 328-49.
11
- 12 MAHMUTI, M., WEST, J.S., WATTS, J., GLADDERS, P., FITT, B.D.L. (2009). Controlling
13 crop disease contributes to both food security and climate change mitigation.
14 *International Journal of Agricultural Sustainability* **7**, 189-202.
15
- 16 MACLEOD, M., MORAN, D., EORY, V., REES, R.M., BARNES A.P., *et al.* (2010).
17 Developing greenhouse gas marginal abatement emissions from crops and soils in the UK.
18 *Agricultural Systems* **103**, 198–209.
19
- 20 MORAN, D., BARNES, A.P. & MCVITTIE, A. (2007). The rationale for Defra investment
21 in R&D underpinning the genetic improvement of crops and animals. Report No.
22 IF0101. London: Department for Environment and Rural Affairs.
23
- 24 NAKICENOVIC, N. (2000) Greenhouse gas emissions scenarios. *Technological Forecasting*
25 *and Social Change* **65**, 149–166.
26
- 27 NELSON, G.C., ROSEGRANT, M.W., KOO, J., ROBERTSON, R., SULSER, T., ZHU, T.,
28 RINGLER, C., MSANGI, S., PALAZZO, A., BATKA, M., MAGALHAES, M.,
29 VALMONTE-SANTOS, R., EWING, M. AND LEE, D. (2009). Climate Change:
30 Impact on Agriculture and Costs of Adaptation. International Food Policy Research
31 Institute, Washington, D.C., US. Available at:
32 <http://www.ifpri.org/sites/default/files/publications/pr21.pdf>
33
- 34 OERKE E. C. (2006). Crop losses to pests. *The Journal of Agricultural Science* **144**, 31-43.
35
- 36 PARRY, M. (2007). Climate Change 2007: Impacts, Adaptation and Vulnerabilities.
37 Intergovernmental Panel on Climate Change. Working Group II. Cambridge
38 University Press, UK
39
- 40 RERAD (2008). Final Results of the June Agricultural and Horticultural Census. Edinburgh:
41 Rural and Environment Research and Analysis Directorate.
42
- 43 ROUNSEVELL, M.D.A., ANNETTS, J.E., AUDSLEY, E., MAYR, T. & REGINSTER, I.
44 (2003). Modelling the spatial distribution of agricultural land use at the regional
45 scale. *Agriculture, Ecosystems and the Environment* **95**, 465–479.
46
- 47 ROUNSEVELL, M.D.A., EWERT, F., REGINSTER, I., LEEMANS, R., CARTER, T.R.
48 (2005). Future scenarios of European agricultural land use. II. Projecting changes in
49 cropland and grassland. *Agriculture, Ecosystems and the Environment* **107**, 117–
50 135.

- 1
2 ROUNSVELL, M. *et al.*, (2006). A coherent set of future land use change scenarios for
3 Europe. *Agriculture, Ecosystems and the Environment* **114**, 57-68.
4
- 5 SAC (2009). The Farm Management Handbook. SAC, Edinburgh.
6
- 7 SCHIMMELPFENNIG, D. & THIRTLE, C. (1999). The Internationalization of Agricultural
8 Technology: Patents, R&D Spillovers, and Their Effects on Productivity in the
9 European Union and United States. *Contemporary Economic Policy* **17**, 457-468
10
- 11 SCHMIDHUBER, J. & TUBIELLO, F.N. (2007). Global food security under climate change.
12 *Proceedings of the National Academy of Science* **104**, 19703-19708
13
- 14 SEMENOV, M.A. (2007). Development of high-resolution UKCIP02-based climate change
15 scenarios in the UK. *Agricultural and Forest Meteorology* **144**, 127-138.
16
- 17 SEMENOV, M.A. (2009). Impacts of climate change on wheat in England and Wales. *Journal*
18 *of the Royal Society Interface* **6**, 343-350
19
- 20 SHEPHERD, M., TEMPLE, M., ANTHONY, S., BARNES, A.P., RENWICK, A.,
21 CHADWICK, D. (2007) Baseline Projections for Agriculture and implications for
22 emissions to air and water. Final Report to Defra (SFF0601). London: Department
23 for Environment and Rural Affairs.
24
- 25 SHERRINGTON, C., BARTLEY, J., & MORAN, D. (2008). Farm-level constraints on the
26 domestic supply of perennial energy crops in the UK. *Energy Policy* **36**, 2504-2512
27
- 28 SMITH, P. MARTINO, D., CAI, Z., GWARY, D., JANZEN, H., KUMAR, P, MCCARL,
29 B., OGLE, S., O'MARA, F., RICE, C., SCHOLE, B., SIROTKO, O.,
30 HOWDEN, M., MCALLISTER, T., PAN, G., ROMANENKOV, V.,
31 SCHNEIDER, U., TOWPRAYOON, S., WATTENBACH, M AND SMITH, J.,
32 (2008) Greenhouse gas mitigation options in agriculture. *Philosophical*
33 *Transactions of the Royal Society B* **363**, 789-813.
34
- 35 SOHAL, A.S. & PERRY, M. (2006). Major business-environment influences on the cereal
36 products industry supply chain: An Australian study. *International Journal of*
37 *Physical Distribution & Logistics Management* **36**, 36-50
38
- 39 STERN, N. (2007). The economics of climate change: the Stern review. Cambridge, UK:
40 Cambridge University Press. Available at: [http://www.hm-](http://www.hm-treasury.gov.uk/stern_review_report.htm)
41 [treasury.gov.uk/stern_review_report.htm](http://www.hm-treasury.gov.uk/stern_review_report.htm)
42
- 43 SPINK, J., STREET, P., SYLVESTER-BRADLEY, R. & BERRY, P. (2009). The Potential
44 to Increase Productivity of Wheat and Oilseed Rape in the UK. report to the
45 Government Chief Scientific Advisor, January. Available at:
46 [http://www.dius.gov.uk/office_for_science/science_in_government/key_issues/food](http://www.dius.gov.uk/office_for_science/science_in_government/key_issues/food_security/~media/5C4E476342334B608B748767805B1115.ashx)
47 [_security/~media/5C4E476342334B608B748767805B1115.ashx](http://www.dius.gov.uk/office_for_science/science_in_government/key_issues/food_security/~media/5C4E476342334B608B748767805B1115.ashx)
48

- 1 TASSELL, L.W.V & KELLER, L.H. (1991). Farmers' decision-making: Perceptions of the
2 importance, uncertainty, and controllability of selected factors. *Agribusiness* **7**,
3 523-535.
4
- 5 TOMA, L. & MATHIJS, E. (2007). Environmental Risk Perception, Environmental Concern
6 and Propensity to Participate in Organic Farming Programmes, *Journal of*
7 *Environmental Management* **83**, 145–157
8
- 9 VELDKAMP, A. & VERBURG, P.H. (2004). Modelling land use change and environmental
10 impact. *Journal of Environmental Management* **72**, 1–3.
11
- 12 WALTERS, D.R. and FOUNTAINE, J.M. (2009). Practical application of induced
13 resistance to plant diseases: an appraisal of effectiveness under field conditions. *The Journal*
14 *of Agricultural Science* **147**, 523-535
15
- 16 WALTERS, D., NEWTON, A.C. & LYON, G. (2007). Induced resistance for plant defence: a
17 sustainable approach to crop protection. Blackwell Publishing, Oxford UK.
18
- 19 WEST, J. S., KHARBANDA, P.D., BARBETTI, M.J., FITT, B.D.L. (2001). Epidemiology
20 and management of *Leptosphaeria maculans* (phoma stem canker) on oilseed rape
21 in Australia, Canada and Europe. *Plant Pathology* **50**, 10-27.

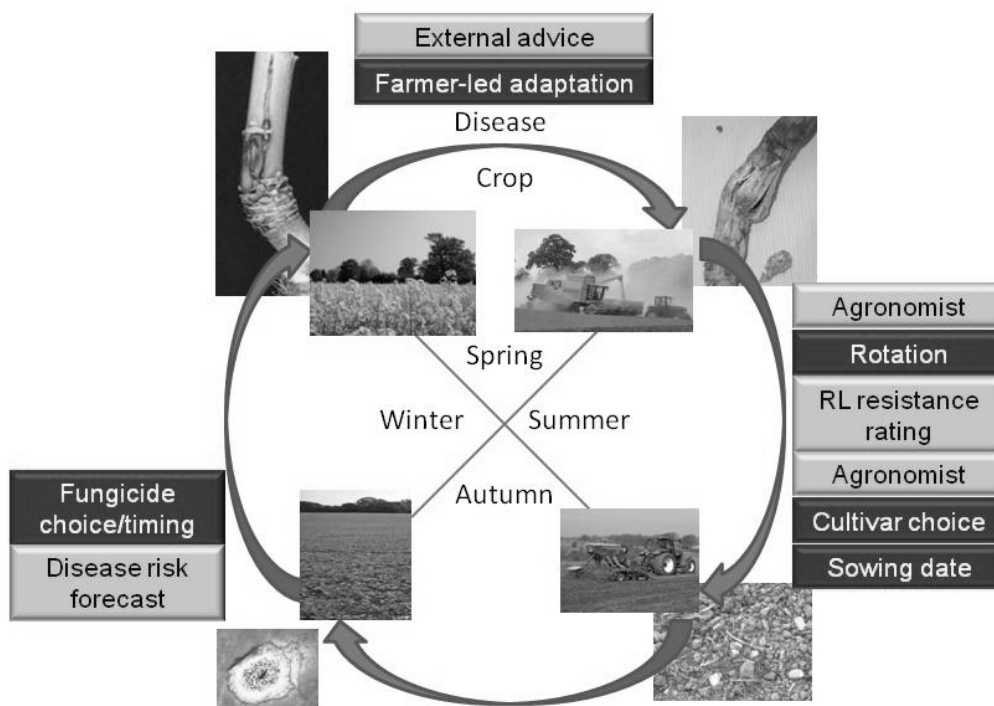


Figure 1. Seasonal development of winter oilseed rape in the UK in relation to progress of phoma stem canker epidemics and short-term farmer-led adaptation strategies. Crops are sown in late summer (August/September) and emerge within 10 days when there is sufficient soil moisture. Stem extension occurs in late winter (February/March) and is followed by flowering in spring (April/May) with harvest in summer (July). Phoma stem canker epidemics are started by air-borne ascospores of *Leptosphaeria maculans* produced on diseased crop debris in autumn/winter (October – December) with phoma leaf spot developing 10-30 days after spore release (depending on temperature). *L. maculans* grows along leaf petioles to reach the stem where early cankers may be seen in spring (April/May); these may become severe by harvest and cause considerable yield loss. Farmer-led short-term adaptation strategies include choice of rotation (e.g. increasing interval between successive oilseed rape crops), choice of cultivar (e.g. selection of cultivars with greater resistance to *L. maculans*) and choice of sowing date (e.g. early sowing favours disease) before the start of the growing season. In autumn, farmers can decide on fungicide, fungicide timing and frequency (to maximise control of phoma stem canker). External advice is available from agronomists, the HGCA recommended lists (resistance rating), forecasting schemes (e.g. www.rothamsted.bbsrc.ac.uk/ppi/phoma/) and agrochemical company representatives.

Figure 2. Impacts of different adaptation strategies on total production (M tonnes) of winter oilseed rape in England and Scotland under different climate change scenarios

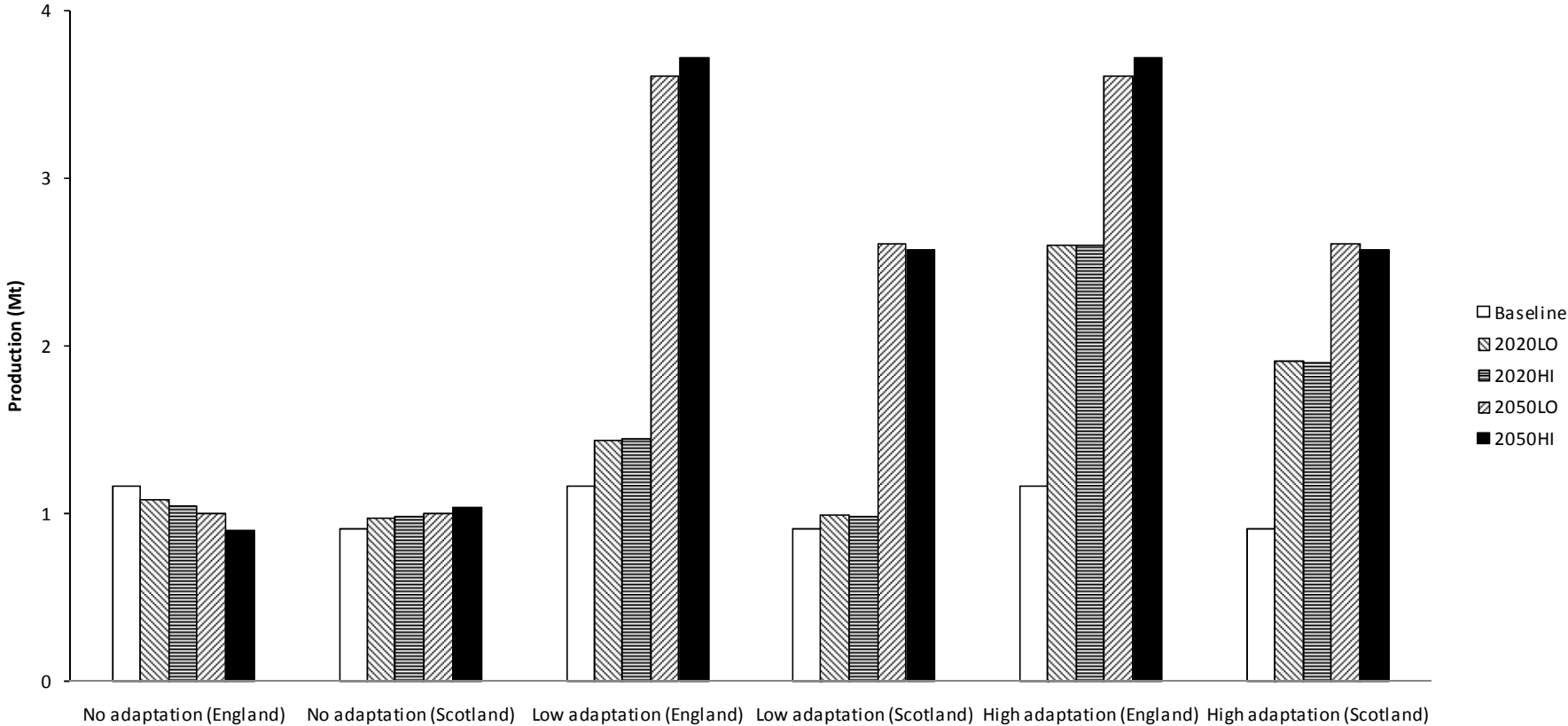
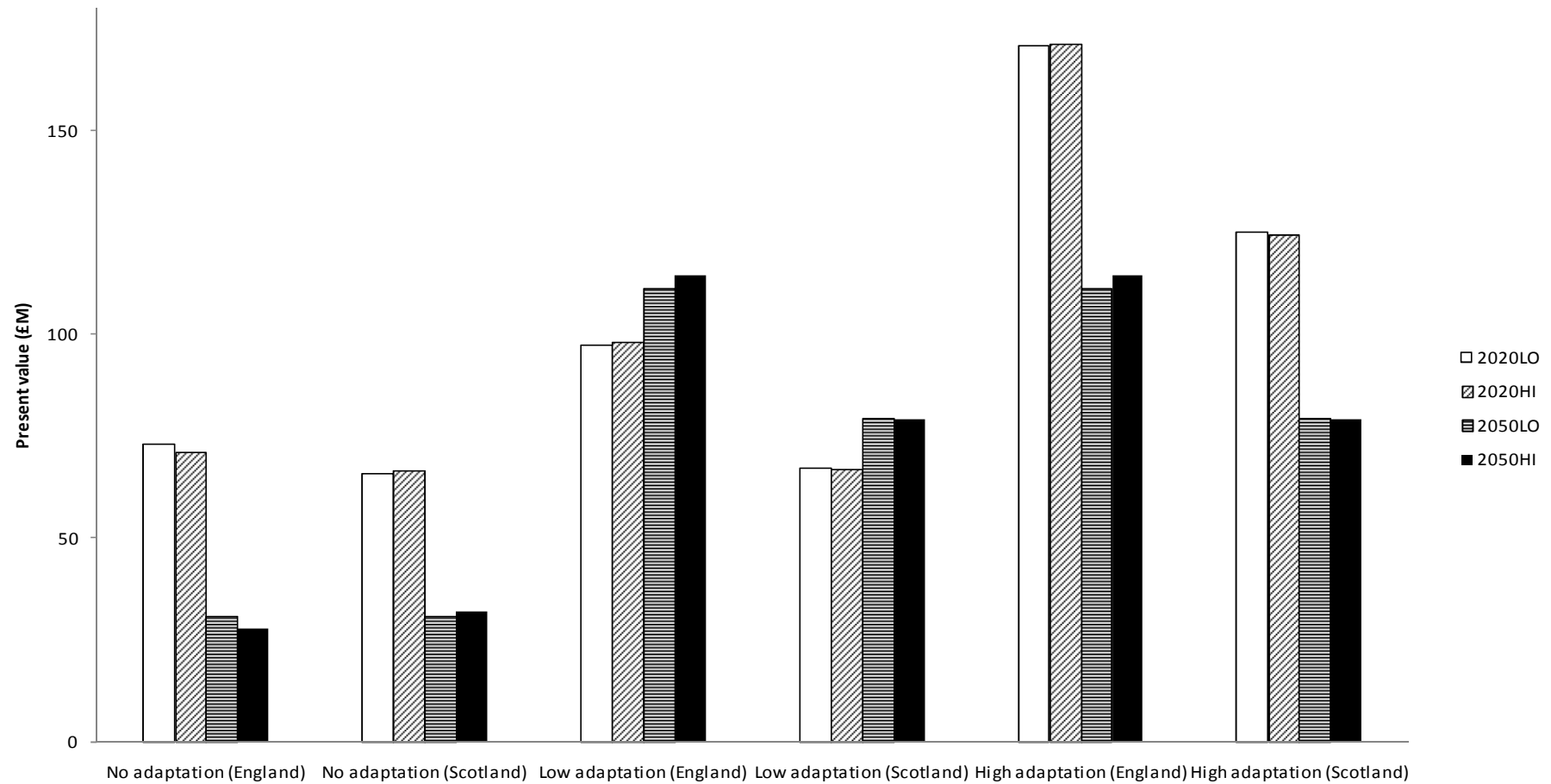


Figure 3. Present values of economic impacts of different adaptation strategies on winter oilseed rape production under different climate change scenarios in England and Scotland*



*These data are calculated for an average price over the period 2002 to 2008.
†Discounted at 3.5% (2020) and 3% (2050).

For Review Only

Table 1. *Quantifiable strategies for adaptation against impacts of climate change on severity of phoma stem canker epidemics on winter oilseed rape and their predicted short-term and long-term impacts for farmers in the UK*

Potential adaptation strategy	Short-term impacts (2020s)		Long-term impacts (2050s)	
	Input costs	Yield	Input costs	Yield
Autonomous adaptation				
Longer rotations	↓	↑		
Choosing seed of more resistant cultivar	↑	↑		
Improved timing of sowing seeds	↓	↑		
Improved fungicide application timing	↓	↑		
Increase the number of fungicide application	↑	↑		
Planned adaptation				
Provide more targeted advice to improve resource efficiency	↓	↑		
Research and development into breeding resistance			?	↑
Research and development into fungicide efficacy			?	↑
Key				
	↓	Negative impact		
	↑	Positive Impact		
	?	Uncertain impact		

Table 2. *Impacts of different adaptation strategies on yield of winter oilseed rape under different climate change scenarios (baseline =1.00)*

	% of baseline yield					
	Baseline	No adaptation*		With adaptation*		
		Low	High	Low	High	
	2020s	2050s	2020s	2020s	2050s	
Southern England	1.00	0.96	0.87	1.30	2.35	3.30
Northern England	1.00	1.00	0.92	1.29	2.38	3.33
Scotland	1.00	1.00	1.04	1.04	2.00	2.71

* Average of HI/LO CO₂ scenarios

For Review Only